

**FRIDAY, JULY 14, 2023
BOARD OF TRUSTEES MEETING**

Hiroyuki Fujita
Alan A. Stockmeister
John W. Zeiger
Gary R. Heminger
Elizabeth P. Kessler
Lewis Von Thae
Jeff M.S. Kaplan
Elizabeth A. Harsh
Reginald A. Wilkinson
Michael F. Kiggin
Tom B. Mitevski
Pierre Bigby
Juan Jose Perez
Bradley R. Kastan
George A. Skestos
Taylor A. Schwein
James D. Klingbeil

Location: WOSU Headquarters (1800 N. Pearl St., Columbus, OH 43201)
Or watch via livestream at <https://livestream.com/wosu/botjuly2023>

Time: 4:00-5:00pm

Executive Session

4:00-4:30pm

Public Session

4:30-5:00pm

ITEMS FOR DISCUSSION

1. *2023-2024 Academic Year Tuition & Mandatory Fees – Mr. Michael Papadakis, Ms. Kristine Devine*

ITEMS FOR ACTION

2. Consent Agenda:
 - a. Approval of 2023-2024 Academic Year Tuition & Mandatory Fees
 - b. Approval of 2023-2024 Academic Year User Fees & Charges
 - c. Approval of Digital Textbook Fees
 - d. Approval of Non-Resident Surcharge for Ohio State Students who are veterans, military members, or their immediate families

2023-2024 Academic Year Tuition & Mandatory Fees

Michael Papadakis, Senior Vice President and CFO

Kris Devine, Deputy CFO & Vice President of Operations

July 14, 2023



Background: Affordability at Ohio State

Controlling Tuition

- Since FY18, incoming in-state students benefit from the Ohio State Tuition Guarantee
 - Provides predictability for each entering cohort by locking resident tuition rates, room and board charges for four years

Expanding Institutional and State Aid

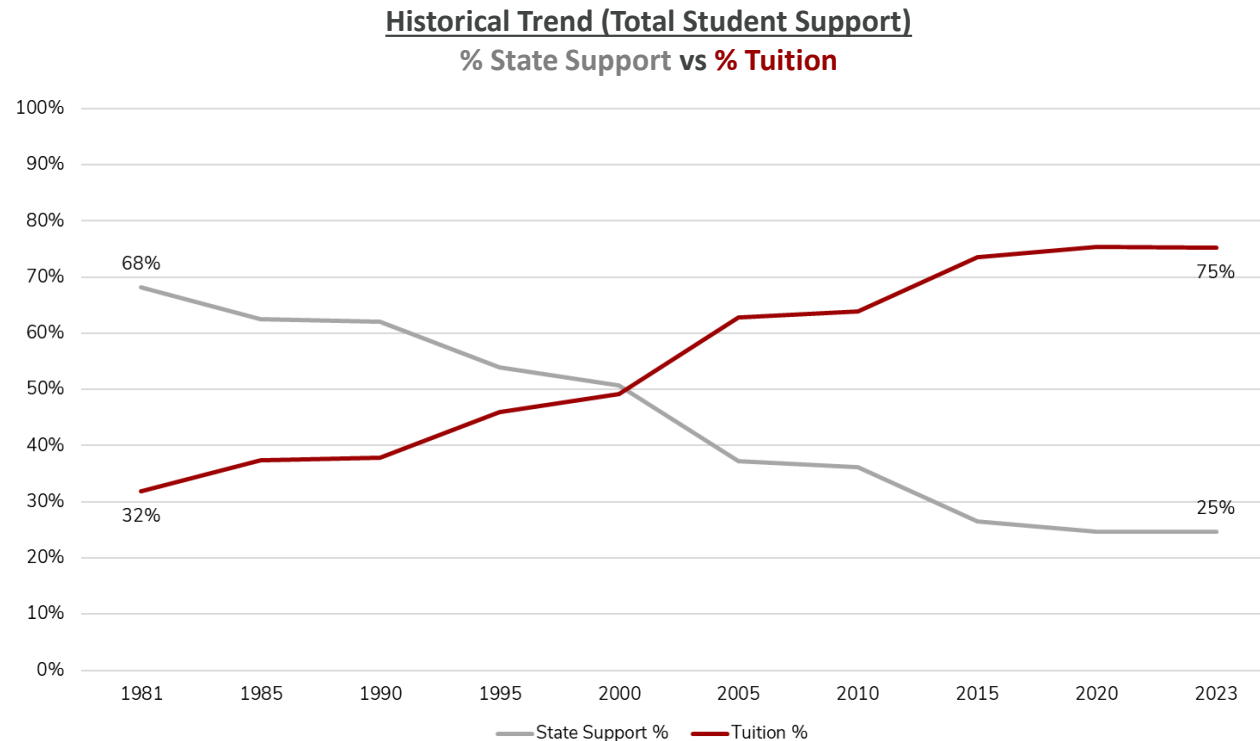
- Millions in additional need-based financial aid have supported students since FY15, with \$53.9M in the FY23 Financial Plan
 - Buckeye Opportunity Program covers tuition and fees for Ohio Pell-eligible students
 - More than 12,900 President's Affordability Grants for low- and middle-income Ohioans in FY22
 - Land Grant Opportunity Scholarships doubled, starting in Autumn 2018
 - In FY24, the Ohio College Opportunity Grant program was increased by \$500 per student (maximum grant award of \$3,200) based on the FY24-25 State of Ohio biennium budget

Scarlet & Gray Advantage Program

- In Autumn 2022, the university welcomed its first cohort of New First Year Students (NFYS) to pilot Scarlet & Gray Advantage
- The program will include financial aid, work opportunities, career development and financial literacy components

What impacts the need for tuition increase?

- Resident tuition frozen from FY 2013 – FY 2017
- FY18 Tuition Guarantee implemented, resident tuition increases are only applied to the incoming cohort
- Total Columbus campus State Share of Instruction (SSI) increases have not kept pace with inflation
- Inflationary cost pressures will impact commodities and labor expenses (Annual Inflation 2022: 7.9%; 36-Month: 4.6%)



Summary of Proposed Tuition and Fees for FY 2024

Undergraduate

Proposed freezes	Rate Increase
In-person and Online programs resident (base) tuition & fees – Ohio resident undergraduate students, not included in the Ohio State Tuition Guarantee program	0% - No Change
International surcharge	
Non-resident surcharge (Online)	

Proposed increases	Rate Increase
In-person and Online programs resident (base) tuition & fees – incoming first year undergraduates (to be frozen for four years under Tuition Guarantee)	3.0%
Non-resident surcharge	5.2% or \$1,269
Housing	3.0%
Dining	3.0%
Student health insurance	1.73% - 1.76%

Graduate / Professional

Proposed Increase	Rate Increase
In-person and Online programs resident (base) tuition & fees	3.8%
Non-resident surcharge	4.2%

Fees	Proposal
Graduate/Professional Differential fees	8 programs seek changes; 3 new programs also seek a fee
The College of Engineering: Cybersecurity Graduate Certificate Programs	New differential fee of \$9,360 per semester for two new online graduate certificate programs
The College of Nursing: Doctor of Nursing Education	New differential fee of \$7,780 per semester for a new in-person and online Nursing program
The College of Business: MBOE Gemba Fees	New program fee of \$1,000 per semester for MBOE students
The College of Dentistry: Digital and Dental Materials Fees	New clinic fee of \$2,000 for the Advanced Prosthodontics Residency program
The College of Medicine: 3D Printing Supplies Fees	New course fee of \$100 per semester for graduate Health Sciences students
The College of Nursing: Nurse Anesthesia Specialty Track Fees	New program fee of \$5,000 per semester for DNP Students in the Anesthesia Specialty Track

Undergraduate Tuition



Summary: Undergraduate Tuition & Fees for FY 2024

	Freshmen	Continuing Students	Notes
Base tuition	3.0% frozen for 4 years (Tuition Guarantee)	0%	Instructional Increase: 2.6% Student Wellness & Mental Health: 0.4% Base 3.0%: Within State Guidelines
Non-resident surcharge	5.2%		Peer comparisons/competition for students and faculty
International surcharge	0%		Last increased in 2017
Program, Course and Technology Fees	0%		70% of course fees eliminated in Spring 2019

Undergraduate Programs

COST COMPARISONS* – TOTAL TUITION AND MANDATORY FEES FOR FRESHMEN

	FY 2024	Change	Comparison to FY 2023 peers (1=most affordable)
Ohio residents	\$12,859	\$374	7 th in Big Ten (same as FY 2023) 2 nd among Ohio's six selective universities
U.S. non-resident	\$38,365	\$1,643	7 th in Big Ten (8 th in FY 2023) 5 th among Ohio's six selective universities
International	\$41,293	\$1,643	11 th in Big Ten (10 th in FY 2023)

*Annual rates shown are for Columbus campus (Cohort 23-24)

UNDERGRADUATE - COLUMBUS					
Description	FY 2023	FY 2024	Change	% Change	
Fees:					
Instructional Fees	\$ 11,525	\$ 11,826	\$ 301	2.6%	
General	\$ 458	\$ 524	\$ 66	14.4%	
Student Activity	\$ 80	\$ 80	\$ -	0.0%	
Student Union	\$ 149	\$ 149	\$ -	0.0%	
Recreation Fee	\$ 246	\$ 253	\$ 7	2.8%	
COTA Fee	\$ 27	\$ 27	\$ -	0.0%	
Total Resident	\$ 12,485	\$ 12,859	\$ 374	3.0%	
Non-Resident Surcharge	\$ 24,237	\$ 25,506	\$ 1,269	5.2%	
Total Non-Resident Domestic	\$ 36,722	\$ 38,365	\$ 1,643	4.5%	
International Surcharge	\$ 2,928	\$ 2,928	\$ -	0.0%	
Total Non-Resident International	\$ 39,650	\$ 41,293	\$ 1,643	4.1%	

- Instructional Fee Increase: +2.6%
- Remaining 0.4% increase in Undergraduate Tuition designated for investments in student wellness and mental health services
- International Surcharge not increasing based on market analysis within the state of Ohio and Big 10 institutions

Graduate Tuition

Summary: Graduate Tuition & Fees for FY 2024

- Tuition revenue primarily funds fee authorizations and fellowships
- Base rates have been consistent from FY 2014 to FY 2022 increasing the variance with peer universities
- Based on market research we are proposing a 3.8% increase in resident base tuition and a 4.2% increase in the non-resident surcharge
- Master's/Ph.D. pay these rates unless they have differentials

	Proposed Increase	Notes
Base tuition	3.8%	Evaluated against Big Ten peers
Non-resident surcharge	4.2%	Evaluated against Big Ten peers

Graduate Programs

COST COMPARISONS* – TOTAL TUITION AND MANDATORY FEES FOR GRADUATE STUDENT

	FY 2024	Change	Comparison to FY 2023 peers (1=most affordable)
Ohio residents	\$13,497	\$500	7 th in Big Ten 4 th among Ohio's six selective universities
U.S. non-resident	\$41,227	\$1,629	11 th in Big Ten 6 th among Ohio's six selective universities

*Rates shown are for Columbus campus

GRADUATE (Master's and Ph.D.) - COLUMBUS					
Description	FY 2023	FY 2024	Change	% Change	
Fees:					
Instructional Fees	\$ 12,092	\$ 12,515	\$ 423	3.5%	
General	\$ 408	\$ 478	\$ 70	17.2%	
Student Activity	\$ 75	\$ 75	\$ -	0.0%	
Student Union	\$ 149	\$ 149	\$ -	0.0%	
Recreation Fee	\$ 246	\$ 253	\$ 7	2.8%	
COTA Fee	\$ 27	\$ 27	\$ -	0.0%	
Total Resident	\$ 12,997	\$ 13,497	\$ 500	3.8%	
Non-Resident Surcharge	\$ 26,601	\$ 27,730	\$ 1,129	4.2%	
Total Non-Resident Domestic	\$ 39,598	\$ 41,227	\$ 1,629	4.1%	
International Surcharge	\$ -	\$ -	\$ -	0.0%	
Total Non-Resident International	\$ 39,598	\$ 41,227	\$ 1,629	4.1%	

TAG Master's and Professional Tuition and Fees



TAG Master's / Professional Proposals for FY 2024

- Fees are supported by market-based analysis and peer comparisons

Fees	Proposal
Graduate/Professional Differential fees	8 programs seek changes; 3 new programs also seek a fee
The College of Engineering: Cybersecurity Graduate Certificate Programs	New differential fee of \$9,360 per semester for two new online graduate certificate programs
The College of Nursing: Doctor of Nursing Education	New differential fee of \$7,780 per semester for a new in-person and online Nursing program
The College of Business: MBOE Gemba Fees	New program fee of \$1,000 per semester for MBOE students
The College of Dentistry: Digital and Dental Materials Fees	New clinic fee of \$2,000 for the Advanced Prosthodontics Residency program
The College of Medicine: 3D Printing Supplies Fees	New course fee of \$100 per semester for graduate Health Sciences students
The College of Nursing: Nurse Anesthesia Specialty Track Fees	New program fee of \$5,000 per semester for DNP Students in the Anesthesia Specialty Track

FY 2024 Proposed Tuition and Fees

NOTE: DIFFERENTIAL FEES ARE SHOWN AT THE PER-SEMESTER RATE; SCHEDULE VARIES BY PROGRAM

College	Fee Name	Instructional (per semester)				Non-Resident Surcharge (per semester)			
		Current Fee	Proposed Fee	Proposed Increase	Proposed Increase%	Current Fee	Recommended Fee	Fee Increase Requested:	Fee Increase %
Business	Master of Supply Chain Management	\$13,383	\$9,592	-\$3,791	-28.3%	\$200	\$200	\$0	0.0%
Dentistry	Dentistry - Rank 1	\$21,036	\$21,880	\$844	4.0%	\$23,626	\$24,571	\$945	4.0%
	Dentistry - Ranks 2 - 4	\$17,696	\$18,408	\$712	4.0%	\$20,951	\$21,789	\$838	4.0%
Engineering	Cybersecurity Offense and Defense Graduate Certificate	New Program	\$9,360	N/A	N/A	New Program	\$200	N/A	N/A
	Cybersecurity Studies: Design and Implementation Graduate Certificate	New Program	\$9,360	N/A	N/A	New Program	\$200	N/A	N/A
Law	Law - JD/LLM	\$16,228	\$16,552	\$324	2.0%	\$7,626	\$7,626	\$0	0.0%
	MSL - Full Time	\$14,352	\$9,544	-\$4,808	-33.5%	\$7,626	\$7,626	\$0	0.0%
Medicine	Medicine - Rank 1	\$15,062	\$15,062	\$0	0.0%	\$12,460	\$12,460	\$0	0.0%
	Medicine - Rank 2	\$15,062	\$15,062	\$0	0.0%	\$12,460	\$12,460	\$0	0.0%
	Medicine - Rank 3	\$15,118	\$15,062	-\$56	-0.4%	\$3,333	\$3,333	\$0	0.0%
	Medicine - Rank 4	\$14,967	\$15,118	\$151	1.0%	\$3,333	\$3,333	\$0	0.0%
Nursing	Doctor of Nursing Education	New Program	\$7,780	N/A	N/A	New Program	\$13,865	N/A	N/A
Optometry	Optometry - Rank 1	\$13,737	\$14,149	\$412	3.0%	\$10,528	\$10,528	\$0	0.0%
	Optometry - Rank 2	\$13,737	\$14,149	\$412	3.0%	\$5	\$5	\$0	0.0%
	Optometry - Ranks 3 - 4	\$12,195	\$12,561	\$366	3.0%	\$5	\$5	\$0	0.0%
Pharmacy	Pharmacy - Rank 1	\$12,904	\$13,033	\$129	1.0%	\$14,006	\$14,006	\$0	0.0%
	Pharmacy - Ranks 2 - 4	\$12,904	\$13,033	\$129	1.0%	\$5	\$5	\$0	0.0%
Veterinary Medicine	Vet Med - Rank 1	\$16,733	\$17,068	\$335	2.0%	\$20,462	\$20,865	\$403	2.0%
	Vet Med - Ranks 2 - 4	\$16,733	\$17,068	\$335	2.0%	\$5	\$5	\$0	0.0%

New Program Details follow on Slides 37 and 38

FY 2024 Proposed Fees – Program / Course

NOTE: ALL FEES ARE SHOWN AS AN EFFECTIVE PER-SEMESTER RATE; SCHEDULED ASSESMENT VARIES BY FEE TYPE

College	Fee Type	Fee Name	Current Fee	Proposed Fee	Proposed Increase	Proposed Increase%
Business	Program Fee	MBOE Gemba Fee	New Fee	\$1,000	N/A	N/A
Dentistry	Clinic Fee	Digital and Dental Materials Fee	New Fee	\$667	N/A	N/A
	Education Support Fee	Rank 1	\$2,616	\$2,668	\$52	2.0%
		Ranks 2 - 4	\$1,929	\$1,968	\$39	2.0%
Medicine	Course Fee	3D Printing Supplies Fee	New Fee	\$100	N/A	N/A
Nursing	Program Fee	Nurse Anesthesia Specialty Track Fee	New Fee	\$5,000	N/A	N/A
Veterinary Medicine	Education Support Fee	Rank 4	\$352	\$361	\$9	2.4%

New Program / Course Fee Details follow on Slide 39 – Slide 42

Housing and Dining

Background: Housing and Dining (Columbus)

- Tuition Guarantee – Housing and dining are now part of the Tuition Guarantee (since FY22). Students typically only reside in on-campus housing for the first two years
- Rate increases: 1.5% (FY19), 2.2% (FY 20), 2.5% (FY21), 2.5% (FY22), 4.6% (FY23) and 3.0% (FY24 proposed) for new incoming students
- Rate increase is needed to support operations, repair & maintenance costs and debt payments

HOUSING

- BOT (Aug. 2012) approved annual room increases not to exceed 6% for FY13-FY18 and to increase by no more than 5% in perpetuity
- Off-campus benchmarking surveys have indicated 3-5% increases for market

DINING

- Based on student input, meal plan options have been simplified and enhanced
- Proposed increase in rate is needed to support the labor, food and beverage cost increases
- COLA for certain market-priced food products may vary significantly from the “all items” inflation rate

Proposed for Housing and Dining

3.0% increase to cover operating, repair & maintenance and debt costs

Housing Plans	FY 2023	FY 2024	\$Change	%Change
Rate I	\$9,514	\$9,798	\$284	3.0%
Rate II	\$7,926	\$8,162	\$236	3.0%
Rate IIA	\$7,672	\$7,902	\$230	3.0%
Rate III	\$7,408	\$7,630	\$222	3.0%

Dining Plans	FY 2023	FY 2024	\$Change	%Change
Scarlet Access 14	\$5,302	\$5,460	\$158	3.0%
Declining Balance	\$4,730	\$4,870	\$140	3.0%
Gray Access 10	\$4,452	\$4,584	\$132	3.0%
Traditions (formerly "Unlimited") Access	\$4,344	\$4,474	\$130	3.0%

COST COMPARISONS – MOST COMMON HOUSING AND DINING

	FY 2023	FY 2024	Change	Comparison to FY 2023 peers (1=most affordable)
Rate I & Gray 10	\$13,966	\$14,382	\$416	13 th in Big Ten universities (same as FY 2023) 12 th among 13 Ohio public universities

*Annual rates shown are for Columbus campus

Health Insurance



Overview: Student Health Insurance

- All Ohio State students are required to have health insurance
 - Domestic (U.S.) students may choose outside insurance
 - Most domestic students (87%) choose outside insurance
 - International students are required to enroll in Ohio State’s plan
- Rates cover cost of third-party vendor, 100% is passed through

PROPOSAL FOR FY 2024

Plan Level	FY 2023	FY 2024	\$Change	%Change
Student	\$3,530	\$3,592	\$62	1.76%
Student & Spouse	\$7,062	\$7,184	\$122	1.73%
Student & Children	\$10,592	\$10,776	\$184	1.74%
Student & Family	\$14,124	\$14,368	\$244	1.73%

Appendix



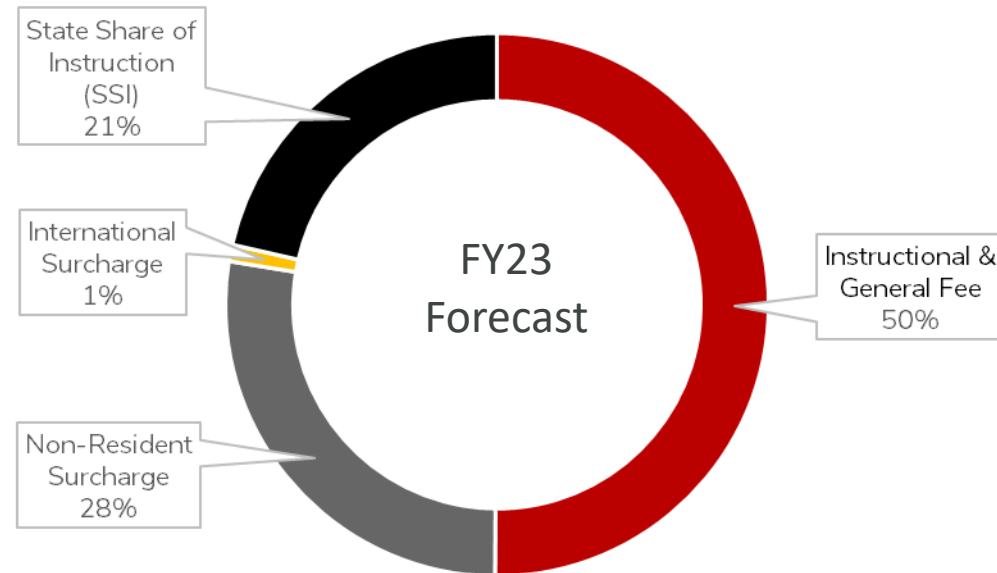
How is undergraduate tuition built at The Ohio State University?

Description	FY 2024
Fees:	
Instructional Fees	\$ 11,826
General	\$ 524
Student Activity	\$ 80
Student Union	\$ 149
Recreation Fee	\$ 253
COTA Fee	\$ 27
Total Resident	\$ 12,859
Non-Resident Surcharge	\$ 25,506
Total Non-Resident Domestic	\$ 38,365
International Surcharge	\$ 2,928
Total Non-Resident International	\$ 41,293

*Annual rates shown are for Columbus campus (Cohort 23-24)

Undergraduate Support

- 79% of undergraduate teaching revenue is from tuition & fees
- The State Share of Instruction (SSI) provides the other 21%



Ohio State Tuition Guarantee

Ohio students entering in autumn will be the seventh class under new structure

- Freezes rates for four years for each incoming class of Ohio resident undergraduates
 - Fees included: Base (resident) tuition, mandatory fees, housing and dining
- Plan applies to all campuses – Columbus, Lima, Mansfield, Marion, Newark and ATI
- Effective FY 2024, Ohio law allows a maximum undergraduate tuition and mandatory fee increase of 3% for the incoming cohort.

FY 2024 IMPLEMENTATION

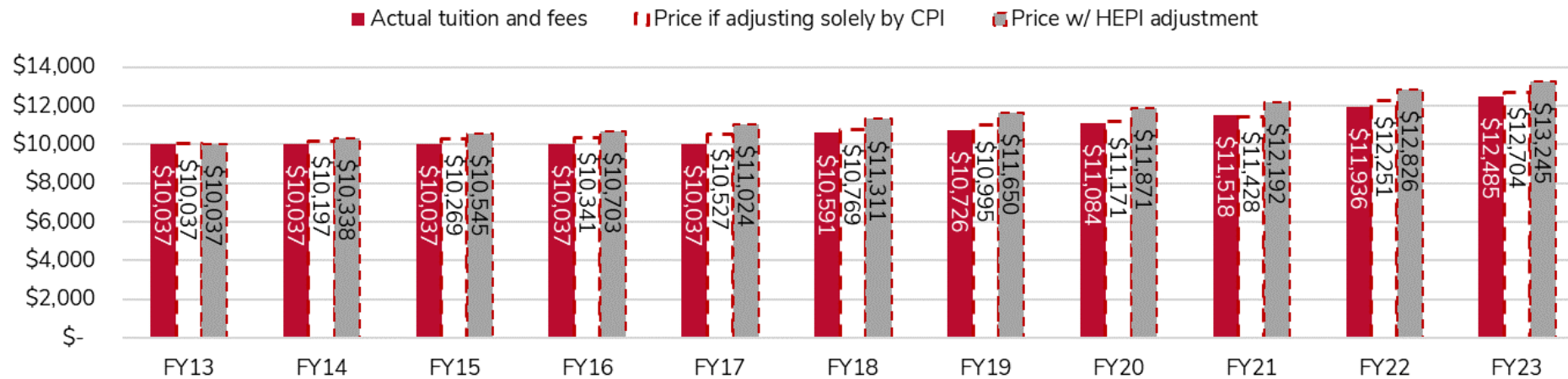
- Rates remain frozen for the first four years (new Ohio students in 2017-18, 2018-19, 2019-20, 2020-21, 2021-22 and 2022-23)
- Proposed 3.0% increase to total base resident tuition for cohort entering in 2023-24
- Proposed 3.0% increase for room and board rates for cohort entering in 2023-24



Tuition Increases have been below Inflation

- Ohio State converted from quarters to semesters in FY13. The Ohio State Tuition Guarantee was established in FY18.
- Consumer Price Index (CPI) averaged 2.2% during this period. Higher Education Price Index (HEPI) averaged 2.7%
- FY23 numbers reflect the 3-year average for CPI and HEPI

In-state Tuition Compared with Inflationary Growth



Actual tuition and fees is historically less than the inflationary price

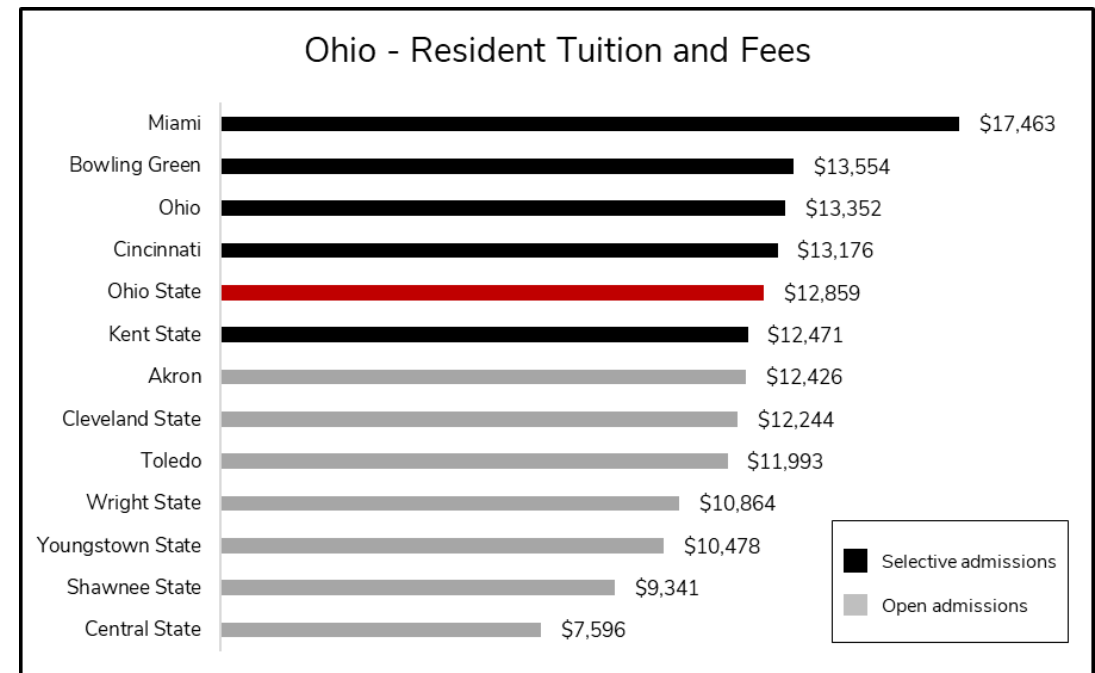
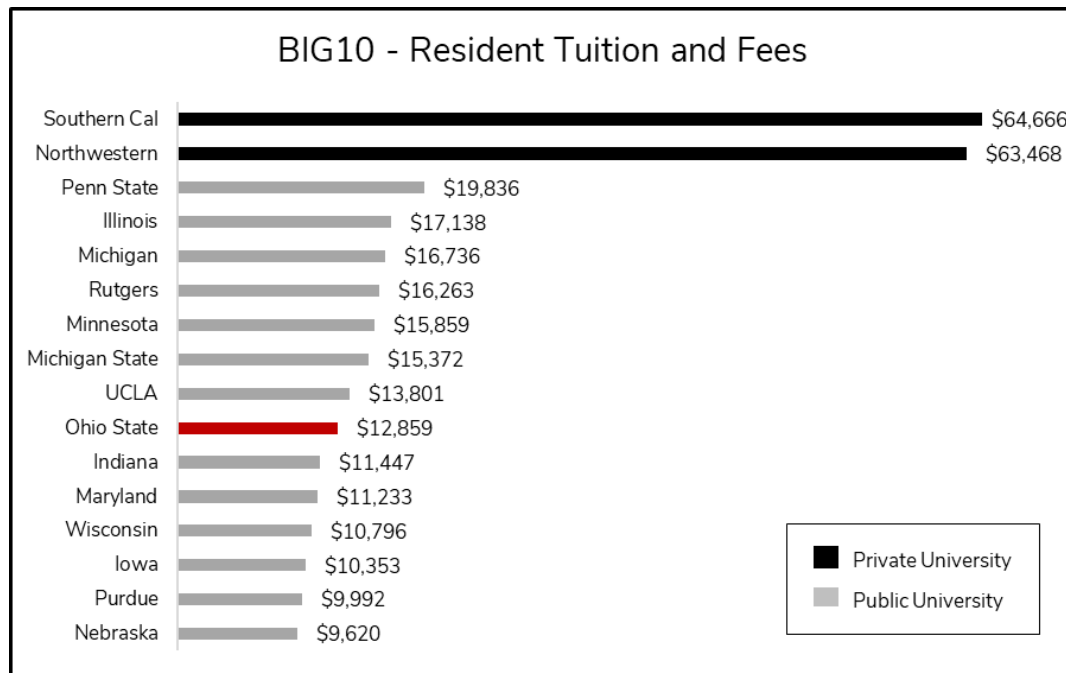
	FY13	FY14	FY15	FY16	FY17	FY18	FY19	FY20	FY21	FY22	FY23
CPI-U	\$ -	\$ (161)	\$ (232)	\$ (304)	\$ (490)	\$ (177)	\$ (269)	\$ (87)	\$ 90	\$ (315)	\$ (219)
HEPI	\$ -	\$ (301)	\$ (508)	\$ (666)	\$ (987)	\$ (719)	\$ (924)	\$ (787)	\$ (674)	\$ (890)	\$ (760)

Comparison: Undergraduate Resident Tuition and Fees

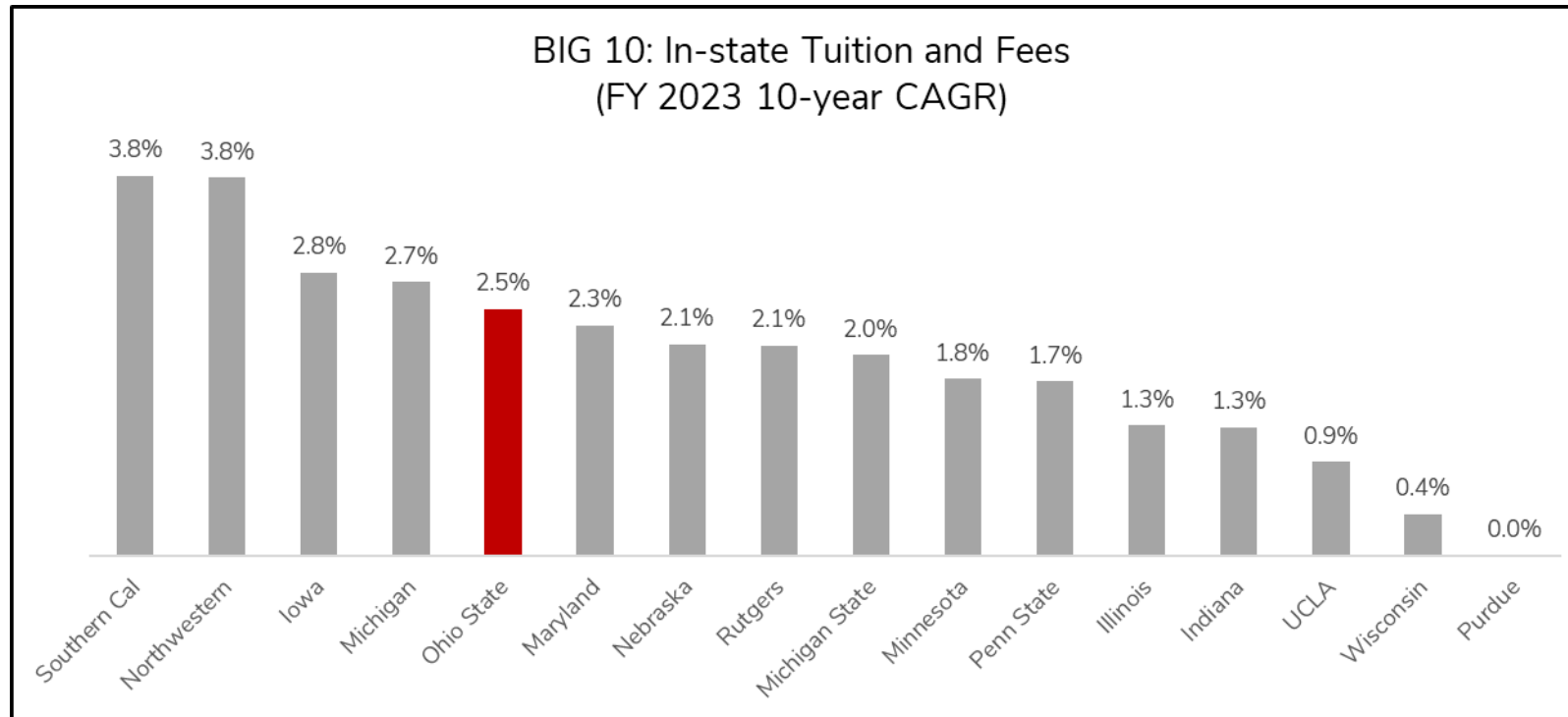
All comparisons show Ohio State FY 2024 proposal vs. Peers' FY 2023 Rates

Proposed rates would maintain affordability compared with Big Ten and in-state peers

- Near median: More affordable than 9 of 15 Big Ten schools
- Second most affordable among selective Ohio schools



Background: Resident Tuition and Fees

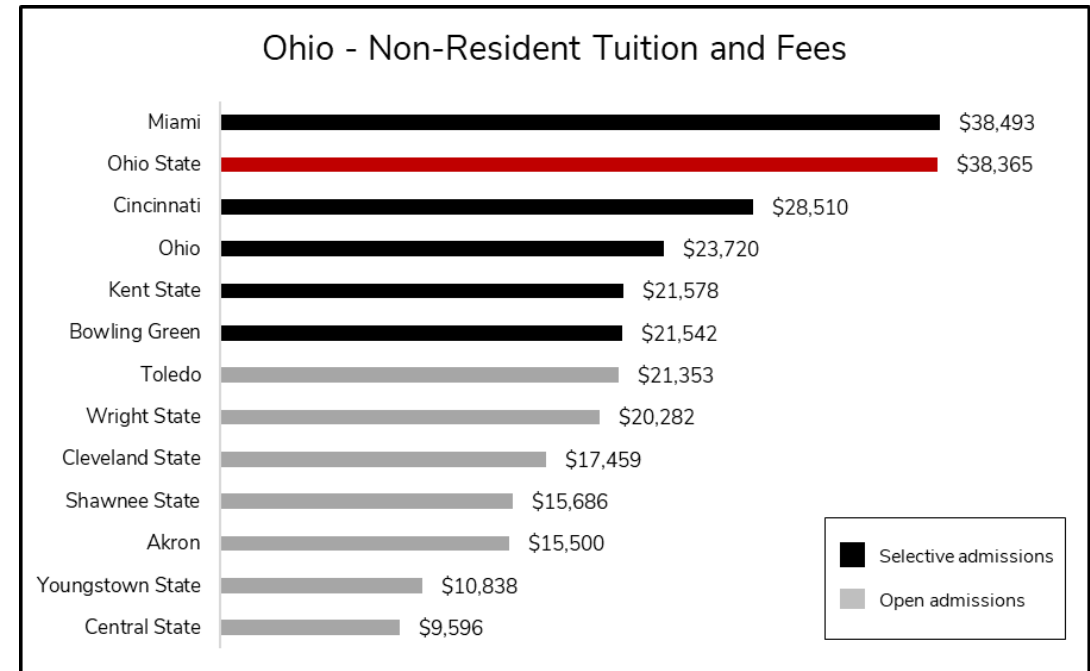
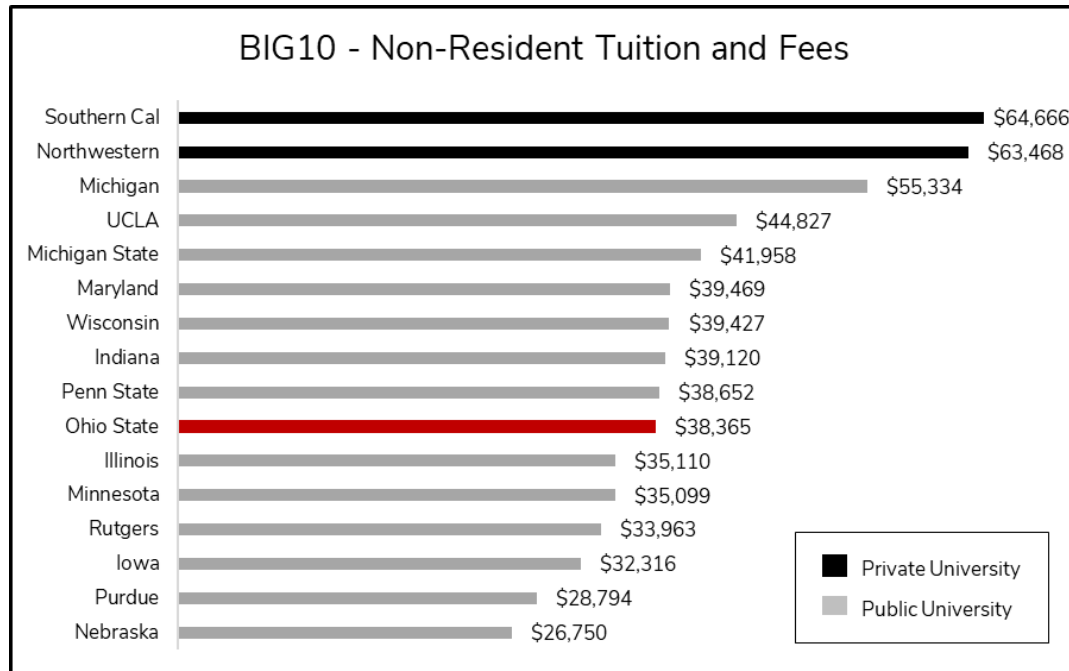


Source: Association of American Universities Data Exchange

Comparison: Undergraduate Non-resident Tuition and Fees

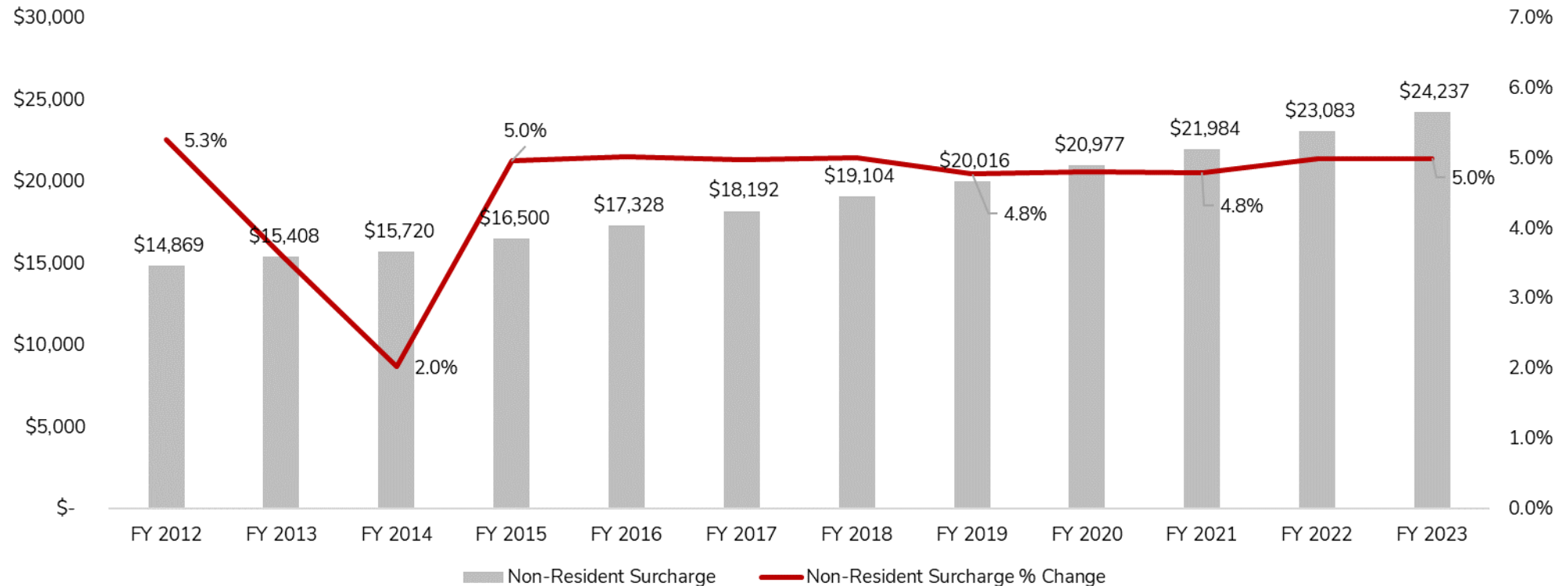
All comparisons show Ohio State FY 2024 proposal vs. Peers' FY 2023 Rates

- After applying new rate
 - Non-resident surcharge would increase 5.2% (\$1,269)
 - More affordable than 9 of 15 Big Ten schools
 - More affordable than one other Ohio selective public school



Undergraduate Non-Resident Surcharge Trend


Rates shown are for all campuses



Comparison: Non-resident International Tuition and Fees

All comparisons show Ohio State FY 2024 proposal vs. Peers' FY 2023 Rates

- Ohio State is the 11th most affordable among the Big Ten schools



SUMMARY: Undergraduate Rates (Columbus)

UNDERGRADUATE TUITION & FEES - COLUMBUS

DESCRIPTION	FY 2015	FY 2018	FY 2019	FY 2020	FY 2021	FY 2022	FY 2023	FY 2024	1-year change	5 YEAR CAGR	
BASE (RESIDENT) TUITION AND MANDATORY FEES											
Continuing (pre-Guarantee)	\$10,037	\$10,037	\$10,037	\$10,037	\$10,037	\$10,037	\$10,238	\$10,238	\$0	0.0%	NA
Cohort 2020-21					\$11,518	\$11,518	\$11,518	\$11,518	\$0	0.0%	3.5%
Cohort 2021-22						\$11,936	\$11,936	\$11,936	\$0	0.0%	3.0%
Cohort 2022-23							\$12,485	\$12,485	\$0	0.0%	3.9%
Cohort 2023-24								\$12,859	\$374	3.0%	3.8%
U.S. NON-RESIDENT TUITION AND FEES											
Continuing (pre-Guarantee)	\$26,537	\$29,141	\$30,053	\$31,014	\$32,021	\$33,120	\$34,475	\$35,744	\$1,269	3.7%	NA
Cohort 2020-21					\$33,502	\$34,601	\$35,755	\$37,024	\$1,269	3.5%	4.4%
Cohort 2021-22						\$35,019	\$36,173	\$37,442	\$1,269	3.5%	4.2%
Cohort 2022-23							\$36,722	\$37,991	\$1,269	3.5%	4.5%
Cohort 2023-24								\$38,365	\$1,643	4.5%	4.6%
INTERNATIONAL TUITION AND FEES											
Continuing (pre-Guarantee)	\$30,161	\$31,073	\$31,985	\$32,946	\$33,953	\$35,052	\$36,407	\$37,676	\$1,269	3.5%	NA
Cohort 2020-21					\$36,430	\$37,529	\$38,683	\$39,952	\$1,269	3.3%	4.8%
Cohort 2021-22						\$37,947	\$39,101	\$40,370	\$1,269	3.2%	3.9%
Cohort 2022-23							\$39,650	\$40,919	\$1,269	3.2%	4.2%
Cohort 2023-24								\$41,293	\$1,643	4.1%	4.2%
HOUSING AND DINING (rates for previous Tuition Guarantee cohorts continue to be frozen)											
Housing (Rate I plan)	\$6,560	\$8,348	\$8,472	\$8,658	\$8,874	\$9,096	\$9,514	\$9,798	\$284	3.0%	3.1%
Dining (Gray 10 plan)	\$3,700	\$3,904	\$3,962	\$4,050	\$4,152	\$4,256	\$4,452	\$4,584	\$132	3.0%	3.1%
Total - housing and dining	\$10,260	\$12,252	\$12,434	\$12,708	\$13,026	\$13,352	\$13,966	\$14,382	\$416	3.0%	3.1%

*Annual rates shown are for Columbus campus

Regional Campus Tuition and Fees

Lima, Mansfield, Marion and Newark

Description	Continuing Students (pre-Guarantee)			Tuition Guarantee 2020-21 cohort			Tuition Guarantee 2021-22 cohort			Tuition Guarantee 2022-23 cohort			Tuition Guarantee 2023-24 cohort		
	FY 2024	Change	% Change	FY 2024	Change	% Change	FY 2024	Change	% Change	FY 2024	Change	% Change	FY 2024	Change	% Change
Fees:															
Instructional	\$ 7,050	\$ -	0.0%	\$ 7,991	\$ -	0.0%	\$ 8,295	\$ -	0.0%	\$ 8,677	\$ -	0.0%	\$ 8,937	\$ 260	3.0%
General	\$ 233	\$ -	0.0%	\$ 246	\$ -	0.0%	\$ 255	\$ -	0.0%	267	-	0.0%	275	8	3.0%
Total Resident	\$ 7,283	\$ -	0.0%	\$ 8,237	\$ -	0.0%	\$ 8,550	\$ -	0.0%	\$ 8,944	\$ -	0.0%	\$ 9,212	\$ 268	3.0%
Non-resident surcharge	\$ 25,506	\$ 1,269	5.2%	\$ 25,506	\$ 1,269	5.2%	\$ 25,506	\$ 1,269	5.2%	\$ 25,506	\$ 1,269	5.2%	\$ 25,506	\$ 1,269	5.2%
Total Non-Resident Domestic	\$ 32,789	\$ 1,269	4.0%	\$ 33,743	\$ 1,269	3.9%	\$ 34,056	\$ 1,269	3.9%	\$ 34,450	\$ 1,269	3.8%	\$ 34,718	\$ 1,537	4.6%
International surcharge	\$ 1,932	\$ -	0.0%	\$ 2,928	\$ -	0.0%	\$ 2,928	\$ -	0.0%	\$ 2,928	\$ -	0.0%	\$ 2,928	\$ -	0.0%
Total Non-Resident Int'l	\$ 34,721	\$ 1,269	3.8%	\$ 36,671	\$ 1,269	3.6%	\$ 36,984	\$ 1,269	3.6%	\$ 37,378	\$ 1,269	3.5%	\$ 37,646	\$ 1,537	4.3%

ATI campus tuition and fees

Description	Continuing Students (pre-Guarantee)			Tuition Guarantee 2020-21 cohort			Tuition Guarantee 2021-22 cohort			Tuition Guarantee 2022-23 cohort			Tuition Guarantee 2023-24 cohort		
	FY 2024	Change	% Change	FY 2024	Change	% Change	FY 2024	Change	% Change	FY 2024	Change	% Change	FY 2024	Change	% Change
Fees:															
Instructional	\$ 7,014	\$ -	0.0%	\$ 7,951	\$ -	0.0%	\$ 8,253	\$ -	0.0%	\$ 8,633	\$ -	0.0%	\$ 8,892	\$ 259	3.0%
General	\$ 233	\$ -	0.0%	\$ 246	\$ -	0.0%	\$ 255	\$ -	0.0%	267	-	0.0%	275	8	3.0%
Total Resident	\$ 7,247	\$ -	0.0%	\$ 8,197	\$ -	0.0%	\$ 8,508	\$ -	0.0%	\$ 8,900	\$ -	0.0%	\$ 9,167	\$ 267	3.0%
Non-resident surcharge	\$ 25,506	\$ 1,269	5.2%	\$ 25,506	\$ 1,269	5.2%	\$ 25,506	\$ 1,269	5.2%	\$ 25,506	\$ 1,269	5.2%	\$ 25,506	\$ 1,269	5.2%
Total Non-Resident Domestic	\$ 32,753	\$ 1,269	4.0%	\$ 33,703	\$ 1,269	3.9%	\$ 34,014	\$ 1,269	3.9%	\$ 34,406	\$ 1,269	3.8%	\$ 34,673	\$ 1,536	4.6%
International surcharge	\$ 1,932	\$ -	0.0%	\$ 2,928	\$ -	0.0%	\$ 2,928	\$ -	0.0%	\$ 2,928	\$ -	0.0%	\$ 2,928	\$ -	0.0%
Total Non-Resident Int'l	\$ 34,685	\$ 1,269	3.8%	\$ 36,631	\$ 1,269	3.6%	\$ 36,942	\$ 1,269	3.6%	\$ 37,334	\$ 1,269	3.5%	\$ 37,601	\$ 1,536	4.3%

FY24 New Online Degree / Certificate Program Fees

Undergraduate	Instructional Fees	General	Distance Education Fee	Resident Total	Non-Resident Surcharge	Non-Resident Total
Clinical Trials Sciences Category 1b Academic Certificate	\$ 5,913.00	\$ 262.00	\$ 100.00	\$ 6,275.00	\$ 200.00	\$ 6,475.00

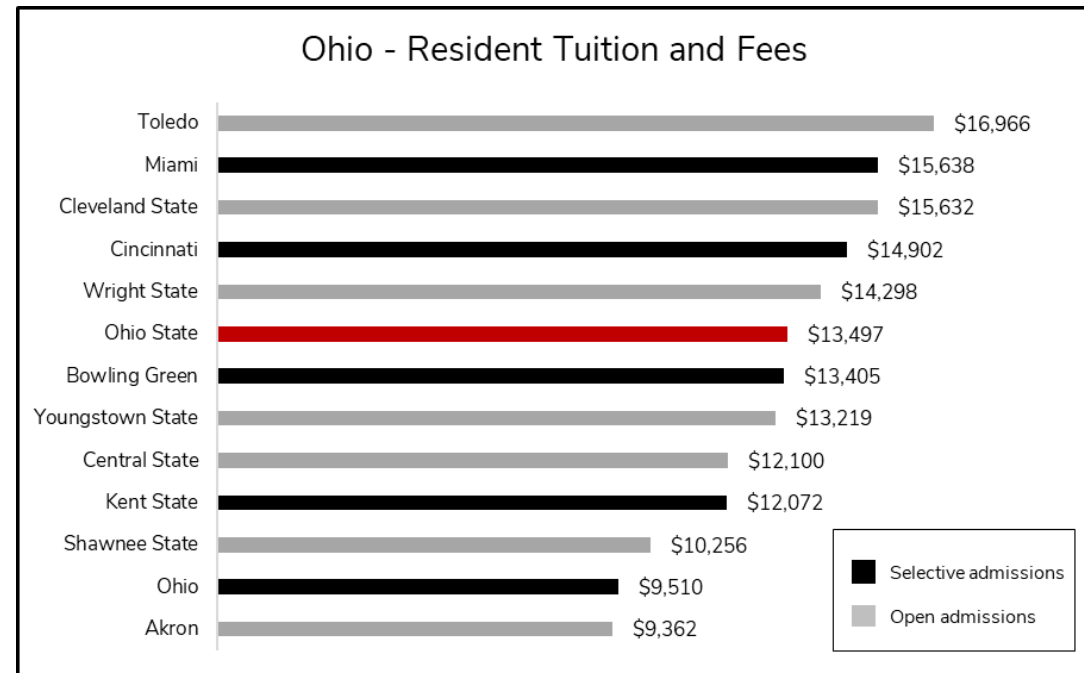
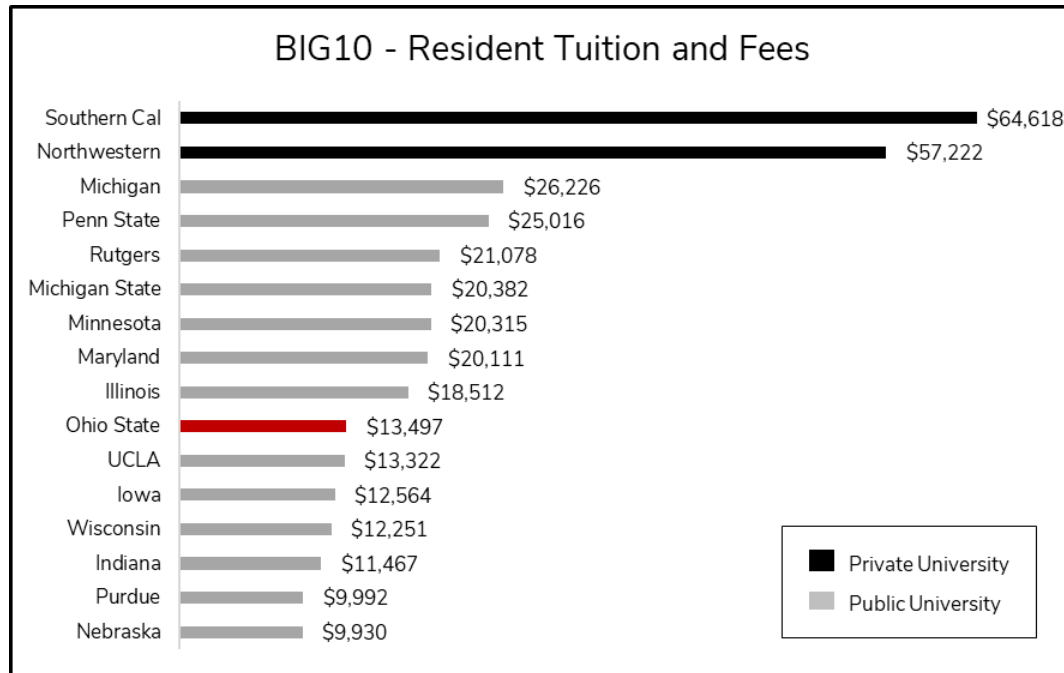
Graduate	Instructional Fees	General	Distance Education Fee	Resident Total	Non-Resident Surcharge	Non-Resident Total
Master of Geographic Information Science and Technology	\$ 6,257.50	\$ 239.00	\$ 100.00	\$ 6,596.50	\$ 200.00	\$ 6,796.50
Clinical Research Management Academic Certificate	\$ 6,257.50	\$ 239.00	\$ 100.00	\$ 6,596.50	\$ 200.00	\$ 6,796.50
Palliative and End of Life Care (EOLC) Certificate	\$ 6,257.50	\$ 239.00	\$ 100.00	\$ 6,596.50	\$ 200.00	\$ 6,796.50
Certificate in Health Services Research	\$ 6,257.50	\$ 239.00	\$ 100.00	\$ 6,596.50	\$ 200.00	\$ 6,796.50
Cybersecurity Offense and Defense Graduate Certificate	\$ 9,360.00	\$ 239.00	\$ 100.00	\$ 9,699.00	\$ 200.00	\$ 9,899.00
Cybersecurity Studies: Design and Implementation Graduate Certificate	\$ 9,360.00	\$ 239.00	\$ 100.00	\$ 9,699.00	\$ 200.00	\$ 9,899.00

Graduate/Professional Programs: Comparisons

Comparison: Graduate Resident Tuition and Fees

All comparisons show Ohio State FY 2024 proposal vs. Peers' FY 2023 Rates

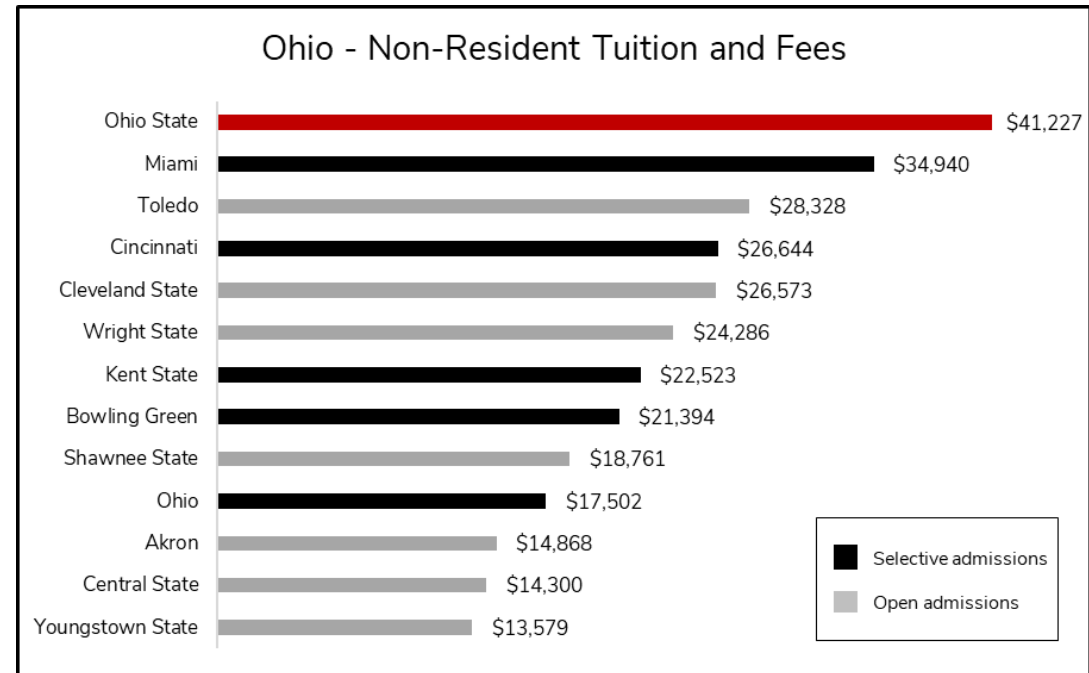
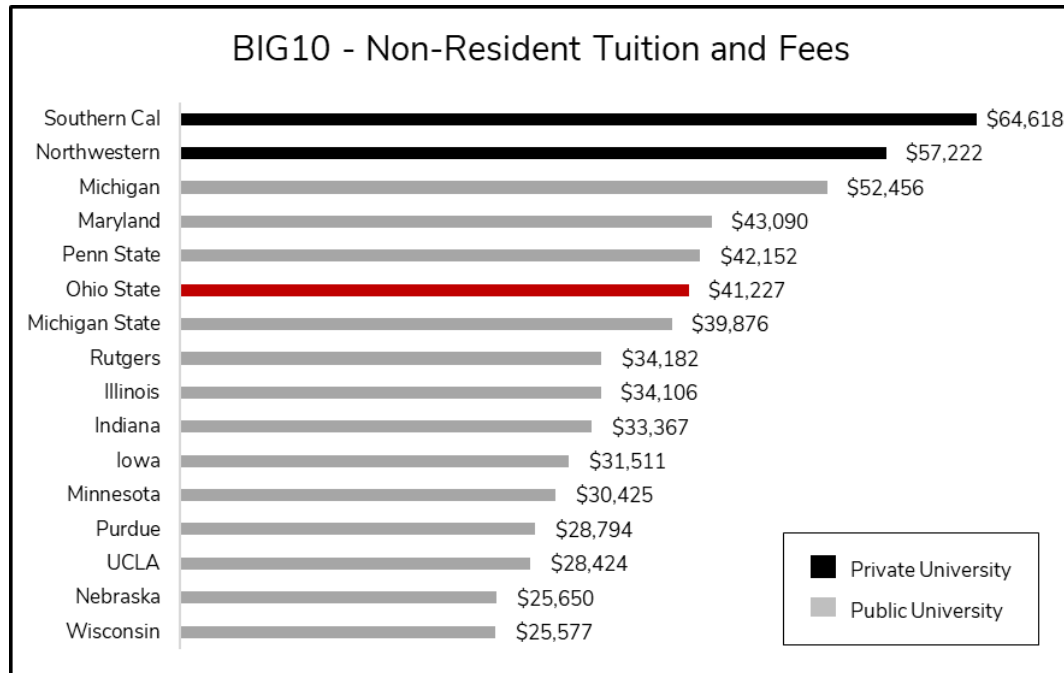
- After applying new rate
 - Base Resident Tuition would increase 3.8% (\$500)
 - Near median: More affordable than 9 of 15 Big Ten schools
 - Fourth most affordable among 6 selective Ohio schools



Comparison: Graduate Non-resident Tuition and Fees

All comparisons show Ohio State FY 2024 proposal vs. Peers' FY 2023 Rates

- After applying new rate
 - Non-resident tuition would increase 4.1% (\$1,631)
 - More affordable than 5 of 15 Big Ten schools
 - Most expensive Ohio selective public school



Graduate/Professional: New Programs & Fee Changes Details

Engineering: Cyber Security Graduate Certificate – New Programs

- The College of Engineering requests a new instructional fee of \$1,170 per credit hour for two new online graduate programs
 - Cybersecurity Offense and Defense Graduate Certificate
 - Cybersecurity Studies: Design and Implementation Graduate Certificate
- The total instructional cost for both 12 credit hour certificates will be \$14,040
- These two certificates will eventually form the core of a Professional Master in Cybersecurity and Digital Trust when pathways for stackable certificates are approved
- Per a market survey report conducted in October 2020, cybersecurity professionals are employed in almost all medium-to-large scale corporations, federal and local governmental entities, and the military
 - Employers demonstrate robust demand for master’s-level cyber security studies professionals

University	Cost per credit hour
University of California, Berkeley (CA)	\$1,877
Johns Hopkins University (MD)	\$1,640
University of Arizona (AZ)	\$1,332
The Ohio State University (OH)	\$1,170
Robert Morris University (PA)	\$800
Yeshiva University (Katz) (NY)	\$583
Indiana University, Bloomington (IN)	\$547
University of San Diego (CA)	\$537
Roger Williams University (RI)	\$524
California State University, San Marcos (CA)	\$412
Western Governors University (UT)	\$286

Nursing: Doctor of Nursing Education – New Program

- The College of Nursing is requesting a new differential instructional fee of \$7,780 per semester for the Doctor of Nursing Education (DNE) program
 - The College wants to align the tuition and fees of the DNE program with their current Doctor of Nursing Practice Program
 - Aligned with the DNP program, the students in the DNE program will also be charged a program fee of \$1,249.60 per semester and a technology fee of \$199.80 per semester
- The DNE program is designed for nurses who are passionate about teaching nursing students and nurses in all settings, including a cumulative capstone project demonstrating achievement of doctoral-level outcomes
- The College of Nursing at The Ohio State University is the first in the country to offer this degree
- Additionally, we have already seen over 50 applicants to the program
- The estimated salary of the graduates from this program is \$120,000- \$150,000

Business: MBOE Gemba Fee

- Master of Business Operational Excellence students are required to pay a Session 7 Gemba fee to take a required trip outside of Ohio as part of the experiential learning in MBOE
- The total cost of the trip is between \$2,500 - \$3,500 (dependent upon location) and is paid by each student at the end of August for the session that takes place in September/October
- The Fisher College of Business wants to implement a program fee of \$1,000 per semester (three semester program) to include the total cost of the trip into the cost of the program
 - Incorporating this fee into the total tuition cost benefits the students by allowing them to receive financial aid and/or company support for the cost of the required trip
 - Additionally, it allows them to split the total cost of the trip into three \$1,000 payments
- Any revenue generated, due to changes in costs over the year would be used to enhance the Gemba trip

Dentistry: Digital and Dental Materials Fee

- The College of Dentistry requests a new clinic fee of \$2,000 per year (assessed annually in Autumn semester, only) for students in the Advanced Prosthodontics residency program
- With the increased use of 3D printing and subtractive manufacturing of dental prostheses, the associated cost for materials and maintenance continues to rise
- The College would like to phase this in over the next 3 years by charging new incoming classes, but not our currently enrolled residents
- Advanced Prosthodontics program receives over 90 applications per cycle for 3 spots
- The tuition structure and stipend provided to the residents makes this an attractive program for all applicants, both in-state and out-of-state
 - The program's total tuition is 73% below the mean and it ranks 29 out of 36 programs
 - The Ohio State University is one of only 19 programs that pay stipends to residents and the stipend ranks 9th highest

Medicine: 3D Printing Supplies Fee

- The College of Medicine requests a new course fee of \$100 per semester for students in the Anatomy 6100 course (Introduction to 3D Printing for Health Science Students)
- This fee will be assessed to graduate students in the Colleges of Medicine and Dentistry, and the School of Rehabilitation Sciences.
- Each student participating in the elective is required to print at least three different items throughout the semester
- The requested fee will cover the increase in cost of materials (resin) used for 3D printing as well as maintenance of the 3D printers used in the course
- With a maximum of 20 students per semester enrolling in the course, this would equate to \$2,000 in fee revenues per semester
- We are the only Ohio public institution offering a 3D printing Anatomy elective for health science students

Nursing: Anesthesia Specialty Track fee

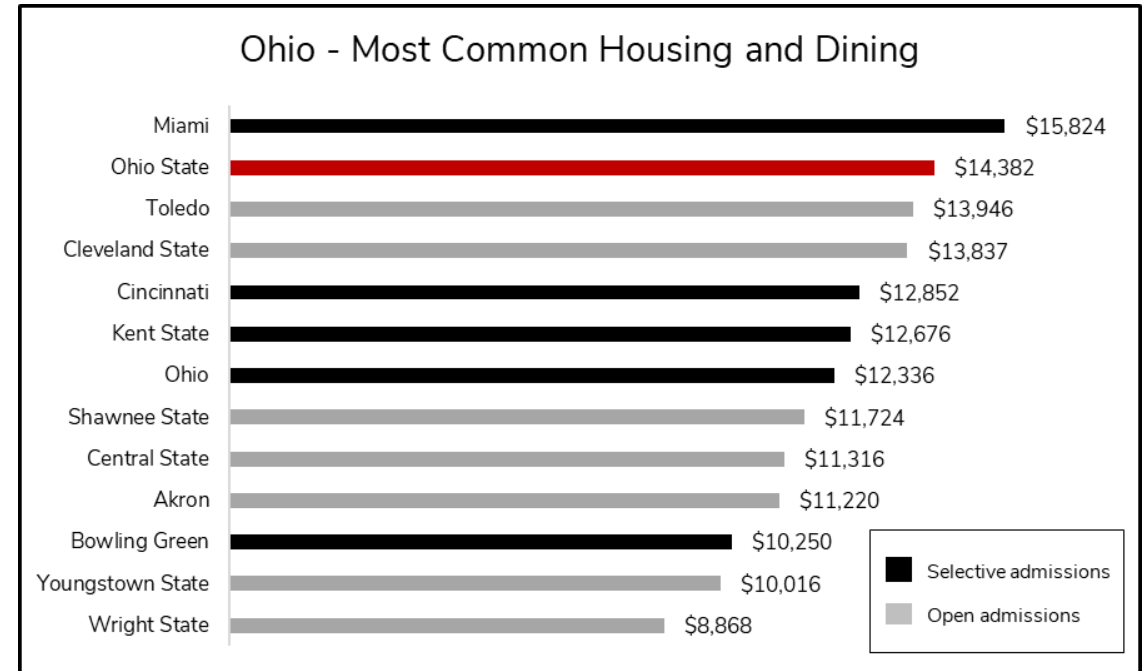
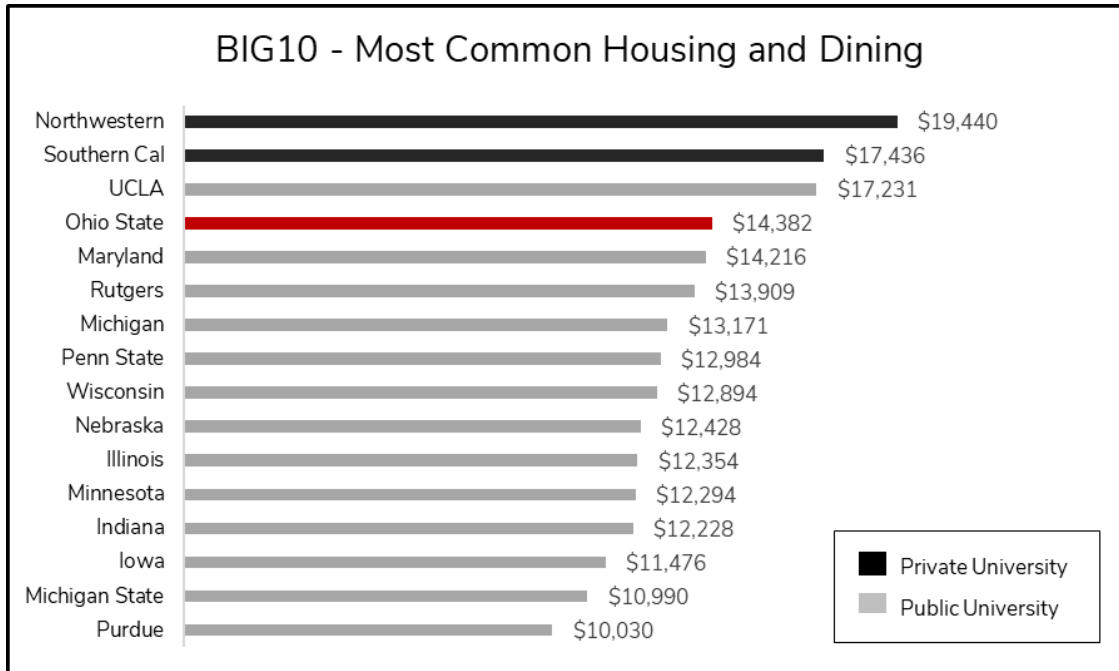
- The College of Nursing is requesting a program fee of \$5,000 per semester for Doctor of Nursing Practice students in their new Anesthesia Specialty Track
- The program fee will be used to support specialty faculty instruction, maintain high-quality programming, and keep pace with our infrastructure support costs
- The program fee will also support the ability to initiate and maintain the accreditation process which is unique to this specialty through the Council of Anesthesia (COA)
- There has been a large increase in the demand for nurses with this specialty in the state of Ohio over the last 5 years
- 2021 U.S. News & World Report rankings (National):
 - Master of Science in Nursing program – 1st
 - Doctor of Nursing Practice program – 11th
 - Online Bachelor's programs – 7th

Housing and Dining



Comparison: Housing and Dining Rates

All comparisons show Ohio State FY 2024 proposal vs. Peers' FY 2023 Rates



FY 2024 Proposed Housing (Regional Campuses)

Housing Plans	FY 2023	FY 2024	\$Change	%Change
ATI				
1-bedroom for 2 (per person)	\$7,888	\$8,124	\$236	3.0%
2-bedroom for 2 (per person)	\$9,378	\$9,658	\$280	3.0%
2-bedroom for 4 (per person)	\$7,888	\$8,124	\$236	3.0%
2-bedroom for 5 (per person - double)	\$7,888	\$8,124	\$236	3.0%
2-bedroom for 5 (per person - triple)	\$6,804	\$7,008	\$204	3.0%
3-bedroom for 5 (per person - single)	\$8,310	\$8,558	\$248	3.0%
3-bedroom for 5 (per person - double)	\$7,888	\$8,124	\$236	3.0%
Private apartment	\$9,378	\$9,658	\$280	3.0%
Newark				
1-person efficiency	\$8,834	\$9,098	\$264	3.0%
2-person efficiency (per person)	\$8,532	\$8,786	\$254	3.0%
2-bedroom for 4 (per person)	\$8,578	\$8,834	\$256	3.0%
3-bedroom for 6 (per person)	\$8,084	\$8,326	\$242	3.0%
McConnell Hall	\$8,834	\$9,098	\$264	3.0%
Mansfield				
2-bedroom for 2 (per person)	\$9,014	\$9,284	\$270	3.0%
2-bedroom for 4 (per person)	\$7,214	\$7,430	\$216	3.0%
5-bedroom for 5 (per person)	\$7,568	\$7,794	\$226	3.0%
5-bedroom for 6 - single (per person)	\$7,214	\$7,430	\$216	3.0%
5-bedroom for 6 - double (per person)	\$6,502	\$6,696	\$194	3.0%

Health Insurance

Enrollment: Student Health Insurance

DETAIL – AUTUMN 2022

Student Type	Residency	# Enrolled Through OSU	% of Total Enrolled	University Headcount	% of Student Type / Residency
Undergraduate	Domestic	4,251	33.0%	48,167	73.2%
Undergraduate	International	2,861	22.2%	3,210	4.9%
Graduate	Domestic	3,419	26.5%	11,815	18.0%
Graduate	International	2,366	18.3%	2,603	4.0%
Total		12,897	100.0%	65,795	100.0%

Student Health Insurance: Marketplace Comparison

Cost comparison of January 2023 Marketplace

	Ohio State Student Health Benefits Plan	2023 Marketplace			
		Platinum (0 options)	Gold (22 options)	Silver (58 options)	Bronze (42 options)
Monthly Cost	\$294	No Plans Available	\$501	\$434	\$352
Deductible	\$150	No Plans Available	\$1,718	\$4,337	\$5,537
Out-of-Pocket Max	\$3,000	No Plans Available	\$6,727	\$8,079	\$8,350
Cost Share	90/10	No Plans Available	80/20	70/30	60/40
Adult Dental	Yes	No Plans Available	3 out of 22	10 out of 58	6 out of 42
Adult Vision	Yes	No Plans Available	4 out of 22	12 out of 58	6 out of 42

Methodology: Average metallic level search results for plan options for 2023 calendar year in Franklin County for 25-year-old male with no dependents; produced on September 27, 2022, via <https://www.healthcare.gov/>

**APPROVAL OF 2023-2024 ACADEMIC YEAR
TUITION & MANDATORY FEES**

Synopsis: Approval of tuition and mandatory fees, non-residential and international surcharges for undergraduate and graduate students at all campuses of The Ohio State University for the Academic Year 2023-2024, is proposed.

WHEREAS the Board of Trustees of The Ohio State University supports the university's continued implementation of the Academic Plan and its initiatives to meet the needs of Ohio State students; and

WHEREAS the state budget contains higher education funding through the State Share of Instruction and special purpose appropriations; and

WHEREAS the university established the Ohio State Tuition Guarantee program in Fiscal Year 2018, which sets the cost of tuition, mandatory fees, and room and board rates for each incoming class of Ohio resident students for four years; and

WHEREAS Ohio resident students in the Tuition Guarantee cohort that began in Autumn of 2018 (Fiscal Year 2019), will move to the Tuition Guarantee cohort rates established for Fiscal Year 2021; and

WHEREAS Ohio resident students in the Tuition Guarantee cohort that began in Autumn of 2019 (Fiscal Year 2020), will move to the Tuition Guarantee cohort rates established for Fiscal Year 2021; and

WHEREAS Ohio resident students in the Tuition Guarantee cohorts that began in Fiscal Years 2021, 2022 and 2023 will continue at the rates established for their cohorts and will therefore see no change (0%) in their tuition, mandatory fees, and room and board rates for Academic Year 2023-2024; and

WHEREAS new first-year Ohio resident undergraduate students enrolled at all campuses in 2023-2024 will be part of a new Ohio State Tuition Guarantee cohort; and

WHEREAS Ohio Revised Code 3345.48 establishes that institutions with tuition guarantee programs may not increase the instructional and mandatory fees for each incoming class of first-year undergraduate students by more than 3.0% as allowed under the State of Ohio's FY2024-25 biennial budget bill, Amended Substitute House Bill 33 of the 135th General Assembly; and

WHEREAS the university administration now presents recommendations for tuition and mandatory fees and non-residential and international surcharges for the Columbus, Lima, Mansfield, Marion, and Newark campuses and for the Agricultural Technical Institute (ATI) at Wooster for the Academic Year 2023-2024:

NOW THEREFORE

BE IT RESOLVED, That the Board of Trustees hereby approves the recommendation of the administration and hereby approves rates for the Academic Year 2023-2024 for all campuses, effective Autumn semester 2023, as follows and as outlined in the attached document:

- That tuition, mandatory fees, housing rates and dining rates will be part of the Ohio State Tuition Guarantee for new first-year Ohio resident undergraduate students, and that tuition and mandatory fees for this cohort will increase by 3.0%. Changes to housing and dining rates are addressed in the 2023-2024 Academic Year User Fees & Charges resolution; and

**APPROVAL OF 2023-2024 ACADEMIC YEAR
TUITION & MANDATORY FEES (CONTINUED)**

- That tuition and mandatory fees for Ohio resident undergraduate students, not included in the Ohio State Tuition Guarantee program — will increase by 0.0%; and
- That tuition and mandatory fees will increase by 3.8% for graduate programs. Changes to differential fees for certain programs are addressed in the 2023-2024 Academic Year User Fees & Charges resolution; and
- That the non-resident surcharge for undergraduates will be increased by 5.2% and most graduates will be increased by 4.2%. Exceptions for certain graduate programs are addressed in the 2023-2024 Academic Year User Fees & Charges resolution; and
- That the international surcharge for undergraduate students will not increase (0% change); and
- That the non-resident surcharge for a student taking all online course(s) over an entire semester and not pursuing an online degree or certificate program will be the same as the in-person student non-resident surcharge; and
- That the non-resident surcharge will not increase for a student pursuing an online degree or certificate program.

BACKGROUND

Topic:

2023-2024 Academic Year Tuition & Mandatory Fees

Context:

The Board of Trustees sets rates for tuition and mandatory fees for each academic year. The adopted rates will be reflected in the Fiscal Year 2024 budget.

This summary first lays out the total cost of tuition and mandatory fees for each type of undergraduate student to reflect the university’s focus on overall affordability. With the Ohio State Tuition Guarantee, the tuition and fee rates set for each incoming cohort of new first-year undergraduates are frozen for the entirety of a four-year education. State law requires the board to set rates for individual fees contained within these totals. Those line items are listed below.

UNDERGRADUATE TUITION & FEES - COLUMBUS											
DESCRIPTION	FY 2015	FY 2018	FY 2019	FY 2020	FY 2021	FY 2022	FY 2023	FY 2024	1-year change		5 YEAR CAGR
BASE (RESIDENT) TUITION AND MANDATORY FEES											
Continuing (pre-Guarantee)	\$10,037	\$10,037	\$10,037	\$10,037	\$10,037	\$10,037	\$10,238	\$10,238	\$0	0.0%	NA
Cohort 2020-21					\$11,518	\$11,518	\$11,518	\$11,518	\$0	0.0%	3.5%
Cohort 2021-22						\$11,936	\$11,936	\$11,936	\$0	0.0%	3.0%
Cohort 2022-23							\$12,485	\$12,485	\$0	0.0%	3.9%
Cohort 2023-24								\$12,859	\$374	3.0%	3.8%
U.S. NON-RESIDENT TUITION AND FEES											
Continuing (pre-Guarantee)	\$26,537	\$29,141	\$30,053	\$31,014	\$32,021	\$33,120	\$34,475	\$35,744	\$1,269	3.7%	NA
Cohort 2020-21					\$33,502	\$34,601	\$35,755	\$37,024	\$1,269	3.5%	4.4%
Cohort 2021-22						\$35,019	\$36,173	\$37,442	\$1,269	3.5%	4.2%
Cohort 2022-23							\$36,722	\$37,991	\$1,269	3.5%	4.5%
Cohort 2023-24								\$38,365	\$1,643	4.5%	4.6%
INTERNATIONAL TUITION AND FEES											
Continuing (pre-Guarantee)	\$30,161	\$31,073	\$31,985	\$32,946	\$33,953	\$35,052	\$36,407	\$37,676	\$1,269	3.5%	NA
Cohort 2020-21					\$36,430	\$37,529	\$38,683	\$39,952	\$1,269	3.3%	4.8%
Cohort 2021-22						\$37,947	\$39,101	\$40,370	\$1,269	3.2%	3.9%
Cohort 2022-23							\$39,650	\$40,919	\$1,269	3.2%	4.2%
Cohort 2023-24								\$41,293	\$1,643	4.1%	4.2%
HOUSING AND DINING (rates for previous Tuition Guarantee cohorts continue to be frozen)											
Housing (Rate I plan)	\$6,560	\$8,348	\$8,472	\$8,658	\$8,874	\$9,096	\$9,514	\$9,798	\$284	3.0%	3.1%
Dining (Gray 10 plan)	\$3,700	\$3,904	\$3,962	\$4,050	\$4,152	\$4,256	\$4,452	\$4,584	\$132	3.0%	3.1%
Total - housing and dining	\$10,260	\$12,252	\$12,434	\$12,708	\$13,026	\$13,352	\$13,966	\$14,382	\$416	3.0%	3.1%

UNDERGRADUATE TUITION & FEES - Regionals											
DESCRIPTION	FY 2015	FY 2018	FY 2019	FY 2020	FY 2021	FY 2022	FY 2023	FY 2024	1-year change		5 YEAR CAGR
BASE (RESIDENT) TUITION AND MANDATORY FEES											
Continuing (pre-Guarantee)	\$7,140	\$7,140	\$7,140	\$7,140	\$7,140	\$7,140	\$7,283	\$7,283	\$0	0.0%	NA
Cohort 2020-21					\$8,237	\$8,237	\$8,237	\$8,237	\$0	0.0%	3.6%
Cohort 2021-22						\$8,550	\$8,550	\$8,550	\$0	0.0%	3.1%
Cohort 2022-23							\$8,944	\$8,944	\$0	0.0%	4.0%
Cohort 2023-24								\$9,212	\$268	3.0%	3.9%
U.S. NON-RESIDENT TUITION AND FEES											
Continuing (pre-Guarantee)	\$23,640	\$26,244	\$27,156	\$28,117	\$29,124	\$30,223	\$31,520	\$32,789	\$1,269	4.0%	NA
Cohort 2020-21					\$30,221	\$31,320	\$32,474	\$33,743	\$1,269	3.9%	4.5%
Cohort 2021-22						\$31,633	\$32,787	\$34,056	\$1,269	3.9%	4.4%
Cohort 2022-23							\$33,181	\$34,450	\$1,269	3.8%	4.7%
Cohort 2023-24								\$34,718	\$1,537	4.6%	4.7%
INTERNATIONAL TUITION AND FEES											
Continuing (pre-Guarantee)	\$27,264	\$28,176	\$29,088	\$30,049	\$31,056	\$32,155	\$33,452	\$34,721	\$1,269	3.8%	NA
Cohort 2020-21					\$33,149	\$34,248	\$35,402	\$36,671	\$1,269	3.6%	5.0%
Cohort 2021-22						\$34,561	\$35,715	\$36,984	\$1,269	3.6%	4.0%
Cohort 2022-23							\$36,109	\$37,378	\$1,269	3.5%	4.2%
Cohort 2023-24								\$37,646	\$1,537	4.3%	4.3%
HOUSING AND DINING (rates for previous Tuition Guarantee cohorts continue to be frozen)											
Housing	\$6,560	\$7,526	\$7,638	\$7,806	\$8,001	\$8,201	\$8,578	\$8,834	\$256	3.0%	3.1%
Dining	\$758	\$844	\$856	\$875	\$898	\$920	\$960	\$988	\$28	2.9%	3.1%
Total - housing and dining	\$7,318	\$8,370	\$8,494	\$8,681	\$8,899	\$9,121	\$9,538	\$9,822	\$284	3.0%	3.1%

UNDERGRADUATE TUITION & FEES - ATI											
DESCRIPTION	FY 2015	FY 2018	FY 2019	FY 2020	FY 2021	FY 2022	FY 2023	FY 2024	1-year change		5 YEAR CAGR
BASE (RESIDENT) TUITION AND MANDATORY FEES											
Continuing (pre-Guarantee)	\$7,104	\$7,104	\$7,104	\$7,104	\$7,104	\$7,104	\$7,246	\$7,246	\$0	0.0%	NA
Cohort 2020-21					\$8,197	\$8,197	\$8,197	\$8,197	\$0	0.0%	3.6%
Cohort 2021-22						\$8,508	\$8,508	\$8,508	\$0	0.0%	3.1%
Cohort 2022-23							\$8,900	\$8,900	\$0	0.0%	4.0%
Cohort 2023-24								\$9,167	\$267	3.0%	3.9%
U.S. NON-RESIDENT TUITION AND FEES											
Continuing (pre-Guarantee)	\$23,604	\$26,208	\$27,120	\$28,081	\$29,088	\$30,187	\$31,483	\$32,752	\$1,269	4.0%	NA
Cohort 2020-21					\$30,181	\$31,280	\$32,434	\$33,703	\$1,269	3.9%	4.5%
Cohort 2021-22						\$31,591	\$32,745	\$34,014	\$1,269	3.9%	4.4%
Cohort 2022-23							\$33,137	\$34,406	\$1,269	3.8%	4.7%
Cohort 2023-24								\$34,673	\$1,536	4.6%	4.7%
INTERNATIONAL TUITION AND FEES											
Continuing (pre-Guarantee)	\$27,228	\$28,140	\$29,052	\$30,013	\$31,020	\$32,119	\$33,415	\$34,684	\$1,269	3.8%	NA
Cohort 2020-21					\$33,109	\$34,208	\$35,362	\$36,631	\$1,269	3.6%	5.0%
Cohort 2021-22						\$34,519	\$35,673	\$36,942	\$1,269	3.6%	4.0%
Cohort 2022-23							\$36,065	\$37,334	\$1,269	3.5%	4.2%
Cohort 2023-24								\$37,601	\$1,536	4.3%	4.3%
HOUSING AND DINING (rates for previous Tuition Guarantee cohorts continue to be frozen)											
Housing	\$6,560	\$7,526	\$7,638	\$7,806	\$8,001	\$8,201	\$8,578	\$8,834	\$256	3.0%	3.1%
Dining	\$758	\$844	\$856	\$875	\$898	\$920	\$960	\$988	\$28	2.9%	3.1%
Total - housing and dining	\$7,318	\$8,370	\$8,494	\$8,681	\$8,899	\$9,121	\$9,538	\$9,822	\$284	3.0%	3.1%

Undergraduate factors in these totals:

- New first-year students enrolled at all campuses in 2023-24 will be part of a new Ohio State Tuition Guarantee cohort. Tuition and mandatory fees for the 2023-24 cohort:
 - 3.0% increase in resident (base) tuition and mandatory fees
 - Housing and dining charges included in the guarantee are set out in the 2023-2024 Academic Year User Fees & Charges resolution
- Students in the Tuition Guarantee cohorts that began in Fiscal Years 2021, 2022 and 2023 will continue at the rates established for their cohorts and will therefore see no change (0%) in their resident tuition, mandatory fees, and room and board rates for Fiscal Year 2024
- Students in the Tuition Guarantee cohort that began in Autumn of 2019 (Fiscal Year 2020), will move to the Tuition Guarantee cohort rates established for Fiscal Year 2021 as the Tuition Guarantee is for four years
- Non-resident surcharge: 5.2% increase
- International surcharge: 0% increase on new and existing students

Graduate (Master's and Ph.D.) program charges:

- 3.8% increase in resident (base) tuition and mandatory fees
- Non-resident surcharge: 4.2% increase, except as noted in the 2023-2024 Academic Year User Fees & Charges resolution

Requested of The Board of Trustees:

Approval of the attached resolution regarding 2023-2024 Academic Year Tuition & Mandatory Fees.

The Ohio State University Board of Trustees
July 14, 2023

Approval of 2023-2024 Academic Year Tuition & Mandatory Fees

- I. Background
 - II. Tuition and mandatory fees
 - a. Recommended undergraduate and graduate tuition and mandatory fees for Columbus
 - b. Recommended undergraduate and graduate tuition and mandatory fees for regional campuses and ATI
 - c. Comparison to other selective admission Ohio universities
 - d. Benchmark comparisons
 - e. Online programs
 - III. Summary and Conclusions
-

I. Considerations in Setting Tuition and Fees

The university considers many factors in developing the proposed 2023-2024 Academic Year tuition and mandatory fee recommendations. These include:

- A. Our commitment to access, affordability, and excellence, including:
 - Pathways for students to attend Ohio State (all campuses)
 - Controlling costs and providing financial aid to support students
 - Clarity and predictability for incoming Ohio resident students and their families through the Ohio State Tuition Guarantee, which sets base tuition and fees (as well as housing and dining rates) for four years
 - Investments in academic quality
- B. Financial factors we consider
 - State funding and regulatory requirements
 - i. State Share of Instruction
 - ii. Flexibility on resident tuition and fees for continuing students
 - iii. Tuition rates in Ohio State Tuition Guarantee for the 2023-24 cohort of new first-year students only
 - Peer comparisons/competition for students and faculty (See Section II-Part C for a comparison of tuition and mandatory fees among main campuses of Ohio universities.)
 - Inflationary pressures on the university's budget

II. Tuition

A. Recommended tuition and mandatory fees effective Autumn semester 2023 (Fiscal Year 2024) - Columbus

1. New First-Year Undergraduates:

- a. Ohio resident students: As members of the 2023-24 cohort of the Ohio State Tuition Guarantee, tuition and mandatory fees will be frozen for four years for Ohio residents, as will housing and dining rates. Tuition and mandatory fees will be \$12,859, a 3.0% increase compared with the 2022-23 tuition guarantee cohort.
- b. Non-resident domestic students: Tuition and mandatory fees will be \$38,365, a 4.5% effective increase compared with new first-year students who entered in 2022-23. The total includes the 3.0% increase to the resident (base) tuition and mandatory fees and a 5.2% increase to the non-resident surcharge. The State of Ohio requires a non-resident surcharge.
- c. International students: Tuition and mandatory fees will be \$41,293, a 4.1% effective increase compared with the 2022-23 tuition guarantee cohort. The total reflects the 3.0% increase to resident (base) tuition and mandatory fees, the 5.2% increase to the non-resident surcharge and the freeze to the international surcharge.

UNDERGRADUATE OHIO STATE TUITION GUARANTEE - COHORT 2023-24					
Description	FY 2023	FY 2024	Change	% Change	
Fees:					
Instructional Fees	\$ 11,525	\$ 11,826	\$ 301	2.6%	
General	\$ 458	\$ 524	\$ 66	14.4%	
Student Activity	\$ 80	\$ 80	\$ -	0.0%	
Student Union	\$ 149	\$ 149	\$ -	0.0%	
Recreation Fee	\$ 246	\$ 253	\$ 7	2.8%	
COTA Fee	\$ 27	\$ 27	\$ -	0.0%	
Total Resident	\$ 12,485	\$ 12,859	\$ 374	3.0%	
Non-Resident Surcharge	\$ 24,237	\$ 25,506	\$ 1,269	5.2%	
Total Non-Resident Domestic	\$ 36,722	\$ 38,365	\$ 1,643	4.5%	
International Surcharge	\$ 2,928	\$ 2,928	\$ -	0.0%	
Total Non-Resident International	\$ 39,650	\$ 41,293	\$ 1,643	4.1%	

2. Second-Year Undergraduates reflecting the Ohio State Tuition Guarantee (continuing 2022-23 Tuition Guarantee cohort and corresponding Tuition Guarantee-eligible transfer students)

- a. Ohio resident students: Tuition and mandatory fees will remain at \$12,485.
- b. Non-resident domestic students: Tuition and mandatory fees will be \$37,991, a 3.5% effective increase. This total reflects resident (base) tuition and mandatory fees and a 5.2% increase to the non-resident surcharge. The State of Ohio requires a non-resident surcharge.
- c. International students: Tuition and mandatory fees will be \$40,919, a 3.2% effective increase. This total reflects resident (base) tuition and mandatory fees, the 5.2% increase to the non-resident surcharge, and the freeze to the international surcharge.

UNDERGRADUATE OHIO STATE TUITION GUARANTEE - COHORT 2022-23				
Description	FY 2023	FY 2024	Change	% Change
Fees:				
Instructional Fees	\$ 11,525	\$ 11,525	\$ -	0.0%
General	\$ 458	\$ 458	\$ -	0.0%
Student Activity	\$ 80	\$ 80	\$ -	0.0%
Student Union	\$ 149	\$ 149	\$ -	0.0%
Recreation Fee	\$ 246	\$ 246	\$ -	0.0%
COTA Fee	\$ 27	\$ 27	\$ -	0.0%
Total Resident	\$ 12,485	\$ 12,485	\$ -	0.0%
Non-Resident Surcharge	\$ 24,237	\$ 25,506	\$ 1,269	5.2%
Total Non-Resident Domestic	\$ 36,722	\$ 37,991	\$ 1,269	3.5%
International Surcharge	\$ 2,928	\$ 2,928	\$ -	0.0%
Total Non-Resident International	\$ 39,650	\$ 40,919	\$ 1,269	3.2%

3. Third-Year Undergraduates reflecting the Ohio State Tuition Guarantee (continuing 2021-22 Tuition Guarantee cohort and corresponding Tuition Guarantee-eligible transfer students)
 - a. Ohio resident students: Tuition and mandatory fees will remain at \$11,936.
 - b. Non-resident domestic students: Tuition and mandatory fees will be \$37,442, a 3.5% effective increase. This total reflects resident (base) tuition and mandatory fees and a 5.2% increase to the non-resident surcharge. The State of Ohio requires a non-resident surcharge.
 - c. International students: Tuition and mandatory fees will be \$40,370, a 3.2% effective increase. This total reflects resident (base) tuition and mandatory fees, the 5.2% increase to the non-resident surcharge, and the freeze to the international surcharge.

UNDERGRADUATE OHIO STATE TUITION GUARANTEE - COHORT 2021-22				
Description	FY 2023	FY 2024	Change	% Change
Fees:				
Instructional Fees	\$ 11,018	\$ 11,018	\$ -	0.0%
General	\$ 416	\$ 416	\$ -	0.0%
Student Activity	\$ 80	\$ 80	\$ -	0.0%
Student Union	\$ 149	\$ 149	\$ -	0.0%
Recreation Fee	\$ 246	\$ 246	\$ -	0.0%
COTA Fee	\$ 27	\$ 27	\$ -	0.0%
Total Resident	\$ 11,936	\$ 11,936	\$ -	0.0%
Non-Resident Surcharge	\$ 24,237	\$ 25,506	\$ 1,269	5.2%
Total Non-Resident Domestic	\$ 36,173	\$ 37,442	\$ 1,269	3.5%
International Surcharge	\$ 2,928	\$ 2,928	\$ -	0.0%
Total Non-Resident International	\$ 39,101	\$ 40,370	\$ 1,269	3.2%

4. Fourth-Year Undergraduates reflecting the Ohio State Tuition Guarantee (continuing 2020-21 Tuition Guarantee cohort and corresponding Tuition Guarantee-eligible transfer students)
 - a. Ohio resident students: Tuition and mandatory fees will remain at \$11,518.
 - b. Non-resident domestic students: Tuition and mandatory fees will be \$37,024, a 3.5% effective increase. This total reflects resident (base) tuition and mandatory fees and a 5.2% increase to the non-resident surcharge. The State of Ohio requires a non-resident surcharge.
 - c. International students: Tuition and mandatory fees will be \$39,952, a 3.3% effective increase. This total reflects resident (base) tuition and mandatory fees, the 5.2% increase to the non-resident surcharge and the freeze to the international surcharge.

UNDERGRADUATE OHIO STATE TUITION GUARANTEE - COHORT 2020-21					
Description	FY 2023	FY 2024	Change	% Change	
Fees:					
Instructional Fees	\$ 10,615	\$ 10,615	\$ -	0.0%	
General	\$ 401	\$ 401	\$ -	0.0%	
Student Activity	\$ 80	\$ 80	\$ -	0.0%	
Student Union	\$ 149	\$ 149	\$ -	0.0%	
Recreation Fee	\$ 246	\$ 246	\$ -	0.0%	
COTA Fee	\$ 27	\$ 27	\$ -	0.0%	
Total Resident	\$ 11,518	\$ 11,518	\$ -	0.0%	
Non-Resident Surcharge	\$ 24,237	\$ 25,506	\$ 1,269	5.2%	
Total Non-Resident Domestic	\$ 35,755	\$ 37,024	\$ 1,269	3.5%	
International Surcharge	\$ 2,928	\$ 2,928	\$ -	0.0%	
Total Non-Resident International	\$ 38,683	\$ 39,952	\$ 1,269	3.3%	

5. Fifth-Year Undergraduates under the Ohio State Tuition Guarantee (continuing 2019-20 Tuition Guarantee cohort and corresponding Tuition Guarantee-eligible transfer students), will move to the Tuition Guarantee cohort (2020-21) rates established for Fiscal Year 2021
6. Ohio resident undergraduate students, not included in the Ohio State Tuition Guarantee program
 - a. Ohio resident students: Tuition and mandatory fees will remain at \$10,238.
 - b. Non-resident domestic students: Tuition and mandatory fees will be \$35,744, a 3.7% effective increase. This total reflects resident (base) tuition and mandatory fees and a 5.2% increase to the non-resident surcharge. The State of Ohio requires a non-resident surcharge.
 - c. International students: Tuition and mandatory fees will be \$37,676, a 3.5% effective increase. This total reflects resident (base) tuition and mandatory fees, the 5.2% increase to the non-resident surcharge and the freeze to the international surcharge.

UNDERGRADUATE OHIO STATE PRE-TUITION GUARANTEE					
Description	FY 2023	FY 2024	Change	% Change	
Fees:					
Instructional Fees	\$ 9,351	\$ 9,351	\$ -	0.0%	
General	\$ 390	\$ 390	\$ -	0.0%	
Student Activity	\$ 75	\$ 75	\$ -	0.0%	
Student Union	\$ 149	\$ 149	\$ -	0.0%	
Recreation Fee	\$ 246	\$ 246	\$ -	0.0%	
COTA Fee	\$ 27	\$ 27	\$ -	0.0%	
Total Resident	\$ 10,238	\$ 10,238	\$ -	0.0%	
Non-Resident Surcharge	\$ 24,237	\$ 25,506	\$ 1,269	5.2%	
Total Non-Resident Domestic	\$ 34,475	\$ 35,744	\$ 1,269	3.7%	
International Surcharge	\$ 1,932	\$ 1,932	\$ -	0.0%	
Total Non-Resident International	\$ 36,407	\$ 37,676	\$ 1,269	3.5%	

7. Graduate (Master's and Ph.D.) Program tuition and mandatory fees

- a. Ohio resident students: Tuition and mandatory fees will be \$13,497, a 3.8% effective increase compared with the 2022-23 cohort.
- b. Non-resident graduate students: Tuition and mandatory fees will be \$41,227, a 4.1% effective increase. This reflects a 4.2% increase to the non-resident surcharge for most programs. (See the 2023-2024 Academic Year User Fees & Charges resolution and background for information on programs that are not applying the standard increase to the non-resident surcharge.)

GRADUATE (Master's and Ph.D.) - COLUMBUS					
Description	FY 2023	FY 2024	Change	% Change	
Fees:					
Instructional Fees	\$ 12,092	\$ 12,515	\$ 423	3.5%	
General	\$ 408	\$ 478	\$ 70	17.2%	
Student Activity	\$ 75	\$ 75	\$ -	0.0%	
Student Union	\$ 149	\$ 149	\$ -	0.0%	
Recreation Fee	\$ 246	\$ 253	\$ 7	2.8%	
COTA Fee	\$ 27	\$ 27	\$ -	0.0%	
Total Resident	\$ 12,997	\$ 13,497	\$ 500	3.8%	
Non-Resident Surcharge	\$ 26,601	\$ 27,730	\$ 1,129	4.2%	
Total Non-Resident Domestic	\$ 39,598	\$ 41,227	\$ 1,629	4.1%	
International Surcharge	\$ -	\$ -	\$ -	0.0%	
Total Non-Resident International	\$ 39,598	\$ 41,227	\$ 1,629	4.1%	

B. Recommended tuition and mandatory fees effective Autumn semester 2023 (Fiscal Year 2024) - Regional Campuses and Agricultural Technical Institute (ATI)

1. New first-year undergraduates

Regional Campuses (Lima, Mansfield, Marion, and Newark)

- a. Ohio resident students: As members of the 2023-24 cohort of the Ohio State Tuition Guarantee, tuition and mandatory fees will be frozen for four years, as will applicable housing and dining rates. Tuition and mandatory fees will be \$9,212, an increase of 3.0% from the 2022-23 tuition guarantee cohort.
- b. Non-resident domestic students: Tuition and mandatory fees will be \$34,718, a 4.6% effective increase compared with new first-year students in 2022-23. The total reflects the 3.0% increase to resident (base) tuition and mandatory fees and a 5.2% increase to the non-resident surcharge. The State of Ohio requires a non-resident surcharge.
- c. International students: Tuition and mandatory fees will be \$37,646, a 4.3% effective increase compared with the 2022-23 tuition guarantee cohort. The total reflects the 3.0% increase to resident (base) tuition and mandatory fees, the 5.2% increase to the non-resident surcharge and the freeze to the international surcharge.

UNDERGRADUATE OHIO STATE TUITION GUARANTEE - COHORT 2023-24					
Description	FY 2023	FY 2024	Change	% Change	
Fees:					
Instructional Fees	\$ 8,677	\$ 8,937	\$ 260	3.0%	
General	\$ 267	\$ 275	\$ 8	3.0%	
Total Resident	\$ 8,944	\$ 9,212	\$ 268	3.0%	
Non-Resident Surcharge	\$ 24,237	\$ 25,506	\$ 1,269	5.2%	
Total Non-Resident Domestic	\$ 33,181	\$ 34,718	\$ 1,537	4.6%	
International Surcharge	\$ 2,928	\$ 2,928	\$ -	0.0%	
Total Non-Resident International	\$ 36,109	\$ 37,646	\$ 1,537	4.3%	

ATI

- a. Ohio resident students: As members of the 2023-24 cohort of the Ohio State Tuition Guarantee, tuition and mandatory fees will be frozen for four years, as will applicable housing and dining rates. Tuition and mandatory fees will be \$9,167, an increase of 3.0% from the 2022-23 tuition guarantee cohort.
- b. Non-resident domestic students: Tuition and mandatory fees will be \$34,673, a 4.6% effective increase compared with new first-year students in 2022-23. The total reflects the 3.0% increase to resident (base) tuition and mandatory fees and a 5.2% increase to the non-resident surcharge. The State of Ohio requires a non-resident surcharge.
- c. International students: Tuition and mandatory fees will be \$37,601, a 4.3% effective increase compared with the 2022-23 tuition guarantee cohort. The total reflects the 3.0% increase to resident (base) tuition and mandatory fees, the 5.2% increase to the non-resident surcharge and the freeze to the international surcharge.

UNDERGRADUATE OHIO STATE TUITION GUARANTEE - COHORT 2023-24					
Description	FY 2023	FY 2024	Change	% Change	
Fees:					
Instructional Fees	\$ 8,633	\$ 8,892	\$ 259	3.0%	
General	\$ 267	\$ 275	\$ 8	3.0%	
Total Resident	\$ 8,900	\$ 9,167	\$ 267	3.0%	
Non-Resident Surcharge	\$ 24,237	\$ 25,506	\$ 1,269	5.2%	
Total Non-Resident Domestic	\$ 33,137	\$ 34,673	\$ 1,536	4.6%	
International Surcharge	\$ 2,928	\$ 2,928	\$ -	0.0%	
Total Non-Resident International	\$ 36,065	\$ 37,601	\$ 1,536	4.3%	

2. Second-Year Undergraduates under the Ohio State Tuition Guarantee (continuing 2022-23 Tuition Guarantee cohort and corresponding Tuition Guarantee-eligible transfer students) Regional Campuses (Lima, Mansfield, Marion, and Newark)

Regional Campuses (Lima, Mansfield, Marion, and Newark)

- a. Ohio resident students: Tuition and mandatory fees will remain at \$8,944.
- b. Non-resident domestic students: Tuition and mandatory fees will be \$34,450, a 3.8% effective increase. This total reflects resident (base) tuition and mandatory fees and a 5.2% increase to the non-resident surcharge. The State of Ohio requires a non-resident surcharge.
- c. International students: Tuition and mandatory fees will be \$37,378, a 3.5% effective increase. This total reflects resident (base) tuition and mandatory fees, and the 5.2% increase to the non-resident surcharge and the freeze to the international surcharge.

UNDERGRADUATE OHIO STATE TUITION GUARANTEE - COHORT 2022-23					
Description	FY 2023	FY 2024	Change	% Change	
Fees:					
Instructional Fees	\$ 8,677	\$ 8,677	\$ -	0.0%	
General	\$ 267	\$ 267	\$ -	0.0%	
Total Resident	\$ 8,944	\$ 8,944	\$ -	0.0%	
Non-Resident Surcharge	\$ 24,237	\$ 25,506	\$ 1,269	5.2%	
Total Non-Resident Domestic	\$ 33,181	\$ 34,450	\$ 1,269	3.8%	
International Surcharge	\$ 2,928	\$ 2,928	\$ -	0.0%	
Total Non-Resident International	\$ 36,109	\$ 37,378	\$ 1,269	3.5%	

ATI

- a. Ohio resident students: Tuition and mandatory fees will remain at \$8,900.
- b. Non-resident domestic students: Tuition and mandatory fees will be \$34,406, a 3.8% effective increase. This total reflects resident (base) tuition and mandatory fees and a 5.2% increase to the non-resident surcharge. The State of Ohio requires a non-resident surcharge.
- c. International students: Tuition and mandatory fees will be \$37,334, a 3.5% effective increase. This total reflects resident (base) tuition and mandatory fees, the 5.2% increase to the non-resident surcharge and the freeze to the international surcharge.

UNDERGRADUATE OHIO STATE TUITION GUARANTEE - COHORT 2022-23					
Description	FY 2023	FY 2024	Change	% Change	
Fees:					
Instructional Fees	\$ 8,633	\$ 8,633	\$ -	0.0%	
General	\$ 267	\$ 267	\$ -	0.0%	
Total Resident	\$ 8,900	\$ 8,900	\$ -	0.0%	
Non-Resident Surcharge	\$ 24,237	\$ 25,506	\$ 1,269	5.2%	
Total Non-Resident Domestic	\$ 33,137	\$ 34,406	\$ 1,269	3.8%	
International Surcharge	\$ 2,928	\$ 2,928	\$ -	0.0%	
Total Non-Resident International	\$ 36,065	\$ 37,334	\$ 1,269	3.5%	

3. Third-Year Undergraduates under the Ohio State Tuition Guarantee (continuing 2021-22 Tuition Guarantee cohort and corresponding Tuition Guarantee-eligible transfer students)

Regional Campuses (Lima, Mansfield, Marion, and Newark)

- a. Ohio resident students: Tuition and mandatory fees will remain at \$8,550.
- b. Non-resident domestic students: Tuition and mandatory fees will be \$34,056, a 3.9% effective increase. This total reflects resident (base) tuition and mandatory fees and a 5.2% increase to the non-resident surcharge. The State of Ohio requires a non-resident surcharge.
- c. International students: Tuition and mandatory fees will be \$36,984, a 3.6% effective increase. This total reflects resident (base) tuition and mandatory fees, the 5.2% increase to the non-resident surcharge and the freeze to the international surcharge.

UNDERGRADUATE OHIO STATE TUITION GUARANTEE - COHORT 2021-22					
Description	FY 2023	FY 2024	Change	% Change	
Fees:					
Instructional Fees	\$ 8,295	\$ 8,295	\$ -	0.0%	
General	\$ 255	\$ 255	\$ -	0.0%	
Total Resident	\$ 8,550	\$ 8,550	\$ -	0.0%	
Non-Resident Surcharge	\$ 24,237	\$ 25,506	\$ 1,269	5.2%	
Total Non-Resident Domestic	\$ 32,787	\$ 34,056	\$ 1,269	3.9%	
International Surcharge	\$ 2,928	\$ 2,928	\$ -	0.0%	
Total Non-Resident International	\$ 35,715	\$ 36,984	\$ 1,269	3.6%	

ATI

- a. Ohio resident students: Tuition and mandatory fees will remain at \$8,508.
- b. Non-resident domestic students: Tuition and mandatory fees will be \$34,014, a 3.9% effective increase. This total reflects resident (base) tuition and mandatory fees and a 5.2% increase to the non-resident surcharge. The State of Ohio requires a non-resident surcharge.
- c. International students: Tuition and mandatory fees will be \$36,942, a 3.6% effective increase. This total reflects resident (base) tuition and mandatory fees, the 5.2% increase to the non-resident surcharge and the freeze to the international surcharge.

UNDERGRADUATE OHIO STATE TUITION GUARANTEE - COHORT 2021-22					
Description	FY 2023	FY 2024	Change	% Change	
Fees:					
Instructional Fees	\$ 8,253	\$ 8,253	\$ -	0.0%	
General	\$ 255	\$ 255	\$ -	0.0%	
Total Resident	\$ 8,508	\$ 8,508	\$ -	0.0%	
Non-Resident Surcharge	\$ 24,237	\$ 25,506	\$ 1,269	5.2%	
Total Non-Resident Domestic	\$ 32,745	\$ 34,014	\$ 1,269	3.9%	
International Surcharge	\$ 2,928	\$ 2,928	\$ -	0.0%	
Total Non-Resident International	\$ 35,673	\$ 36,942	\$ 1,269	3.6%	

4. Fourth-Year Undergraduates under the Ohio State Tuition Guarantee (continuing 2020-21 Tuition Guarantee cohort and Tuition Guarantee-eligible transfer students)

Regional Campuses (Lima, Mansfield, Marion, and Newark)

- a. Ohio resident students: Tuition and mandatory fees will remain at \$8,237.
- b. Non-resident domestic students: Tuition and mandatory fees will be \$33,743, a 3.9% effective increase. This total reflects resident (base) tuition and mandatory fees and a 5.2% increase to the non-resident surcharge. The State of Ohio requires a non-resident surcharge.
- c. International students: Tuition and mandatory fees will be \$36,671, a 3.6% effective increase. This total reflects resident (base) tuition and mandatory fees, the 5.2% increase to the non-resident surcharge and the freeze to the international surcharge.

UNDERGRADUATE OHIO STATE TUITION GUARANTEE - COHORT 2020-21					
Description	FY 2023	FY 2024	Change	% Change	
Fees:					
Instructional Fees	\$ 7,991	\$ 7,991	\$ -	0.0%	
General	\$ 246	\$ 246	\$ -	0.0%	
Total Resident	\$ 8,237	\$ 8,237	\$ -	0.0%	
Non-Resident Surcharge	\$ 24,237	\$ 25,506	\$ 1,269	5.2%	
Total Non-Resident Domestic	\$ 32,474	\$ 33,743	\$ 1,269	3.9%	
International Surcharge	\$ 2,928	\$ 2,928	\$ -	0.0%	
Total Non-Resident International	\$ 35,402	\$ 36,671	\$ 1,269	3.6%	

ATI

- a. Ohio resident students: Tuition and mandatory fees will remain at \$8,197.
- b. Non-resident domestic students: Tuition and mandatory fees will be \$33,703, a 3.9% effective increase. This total reflects resident (base) tuition and mandatory fees and a 5.2% increase to the non-resident surcharge. The State of Ohio requires a non-resident surcharge.
- c. International students: Tuition and mandatory fees will be \$36,631, a 3.6% effective increase. This total reflects resident (base) tuition and mandatory fees, the 5.2% increase to the non-resident surcharge and the freeze to the international surcharge.

UNDERGRADUATE OHIO STATE TUITION GUARANTEE - COHORT 2020-21					
Description	FY 2023	FY 2024	Change	% Change	
Fees:					
Instructional Fees	\$ 7,951	\$ 7,951	\$ -	0.0%	
General	\$ 246	\$ 246	\$ -	0.0%	
Total Resident	\$ 8,197	\$ 8,197	\$ -	0.0%	
Non-Resident Surcharge	\$ 24,237	\$ 25,506	\$ 1,269	5.2%	
Total Non-Resident Domestic	\$ 32,434	\$ 33,703	\$ 1,269	3.9%	
International Surcharge	\$ 2,928	\$ 2,928	\$ -	0.0%	
Total Non-Resident International	\$ 35,362	\$ 36,631	\$ 1,269	3.6%	

5. Fifth-Year Undergraduates under the Ohio State Tuition Guarantee (continuing 2019-20 Tuition Guarantee cohort and Tuition Guarantee-eligible transfer students, will move to the Tuition Guarantee cohort (2020-21) rates established for Fiscal Year 2021

6. Ohio resident undergraduate students, not included in the Ohio State Tuition Guarantee program.

Regional Campuses (Lima, Mansfield, Marion, and Newark)

- a. Ohio resident students: Tuition and mandatory fees will remain at \$7,283.

- b. Non-resident domestic students: Tuition and mandatory fees will be \$32,789, a 4.0% effective increase. This total reflects resident (base) tuition and mandatory fees and a 5.2% increase to the non-resident surcharge. The State of Ohio requires a non-resident surcharge.

- c. International students: Tuition and mandatory fees will be \$34,721, a 3.8% effective increase. This total reflects resident (base) tuition and mandatory fees, the 5.2% increase to the non-resident surcharge and the freeze to the international surcharge.

UNDERGRADUATE OHIO STATE PRE-TUITION GUARANTEE					
Description	FY 2023	FY 2024	Change	% Change	
Fees:					
Instructional Fees	\$ 7,050	\$ 7,050	\$ -	0.0%	
General	\$ 233	\$ 233	\$ -	0.0%	
Total Resident	\$ 7,283	\$ 7,283	\$ -	0.0%	
Non-Resident Surcharge	\$ 24,237	\$ 25,506	\$ 1,269	5.2%	
Total Non-Resident Domestic	\$ 31,520	\$ 32,789	\$ 1,269	4.0%	
International Surcharge	\$ 1,932	\$ 1,932	\$ -	0.0%	
Total Non-Resident International	\$ 33,452	\$ 34,721	\$ 1,269	3.8%	

ATI

- a. Ohio resident students: Tuition and mandatory fees will remain at \$7,247.
- b. Non-resident domestic students: Tuition and mandatory fees will be \$32,753, a 4.0% effective increase. This total reflects resident (base) tuition and mandatory fees and a 5.2% increase to the non-resident surcharge. The State of Ohio requires a non-resident surcharge.
- c. International students: Tuition and mandatory fees will be \$34,685, a 3.8% effective increase. This total reflects resident (base) tuition and mandatory fees, the 5.2% increase to the non-resident surcharge and the freeze to the international surcharge.

UNDERGRADUATE OHIO STATE PRE-TUITION GUARANTEE					
Description	FY 2023	FY 2024	Change	% Change	
Fees:					
Instructional Fees	\$ 7,014	\$ 7,014	\$ -	0.0%	
General	\$ 233	\$ 233	\$ -	0.0%	
Total Resident	\$ 7,247	\$ 7,247	\$ -	0.0%	
Non-Resident Surcharge	\$ 24,237	\$ 25,506	\$ 1,269	5.2%	
Total Non-Resident Domestic	\$ 31,484	\$ 32,753	\$ 1,269	4.0%	
International Surcharge	\$ 1,932	\$ 1,932	\$ -	0.0%	
Total Non-Resident International	\$ 33,416	\$ 34,685	\$ 1,269	3.8%	

7. Graduate (Master’s and Ph.D.) Program tuition and mandatory Fees – Regionals (no ATI)

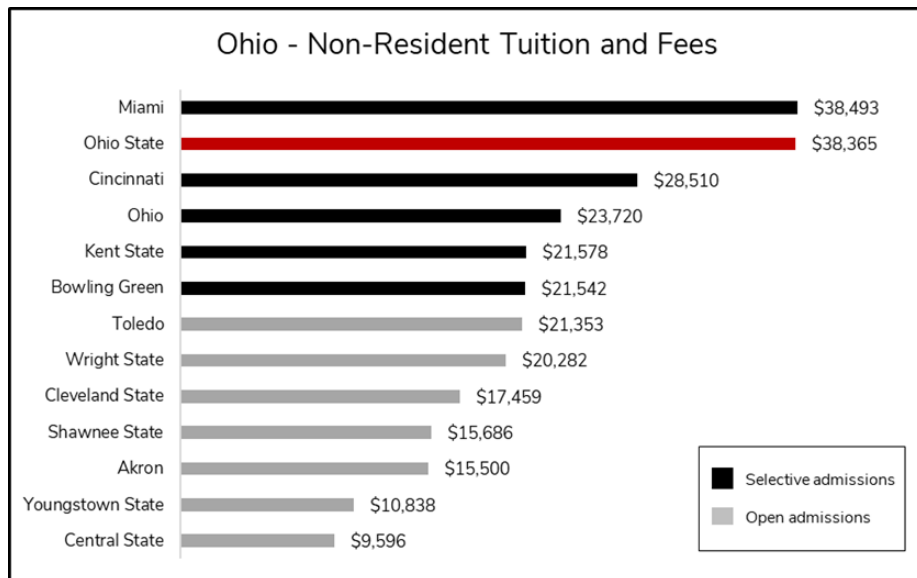
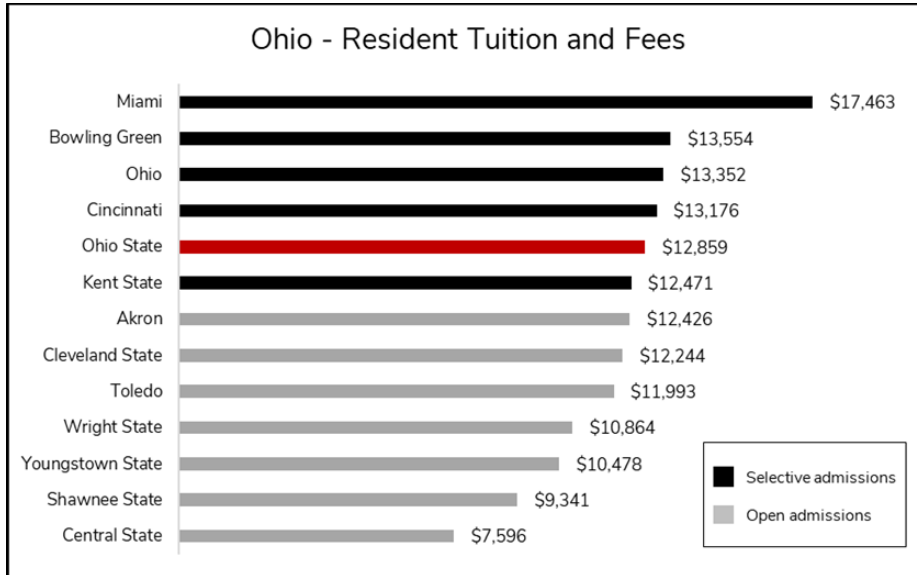
- a. Ohio resident students: Tuition and mandatory fees will be \$12,705, a 3.5% effective increase compared with the 2022-23 cohort.
- b. Non-resident graduate students: Tuition and mandatory fees will be \$40,435, a 4.0% effective increase. This total reflects resident (base) tuition and mandatory fees and a 4.2% increase in non-resident surcharge.

GRADUATE (Master’s and Ph.D.) - REGIONAL					
Description	FY 2023	FY 2024	Change	% Change	
Fees:					
Instructional Fees	\$ 12,025	\$ 12,446	\$ 421	3.5%	
General	\$ 251	\$ 259	\$ 8	3.2%	
Total Resident	\$ 12,276	\$ 12,705	\$ 429	3.5%	
Non-Resident Surcharge	\$ 26,601	\$ 27,730	\$ 1,129	4.2%	
Total Non-Resident Domestic	\$ 38,877	\$ 40,435	\$ 1,558	4.0%	
International Surcharge	\$ -	\$ -	\$ -	0.0%	
Total Non-Resident International	\$ 38,877	\$ 40,435	\$ 1,558	4.0%	

C. Comparisons to other Ohio public universities

The charts below outline undergraduate tuition and mandatory fees for Ohio public universities for Autumn semester 2022 (Fiscal Year 2023), along with the proposed Ohio State rate for the 2023-24 Tuition Guarantee cohort (Fiscal Year 2024).

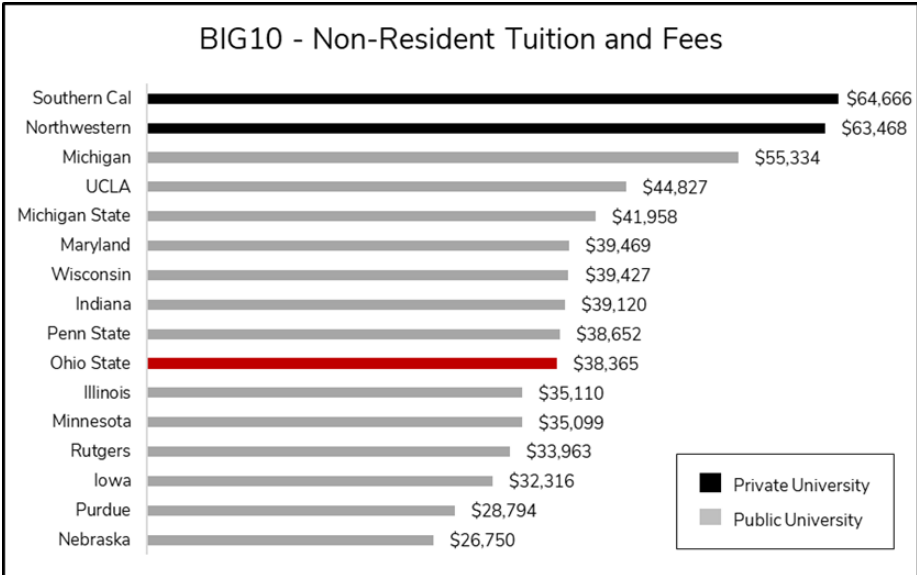
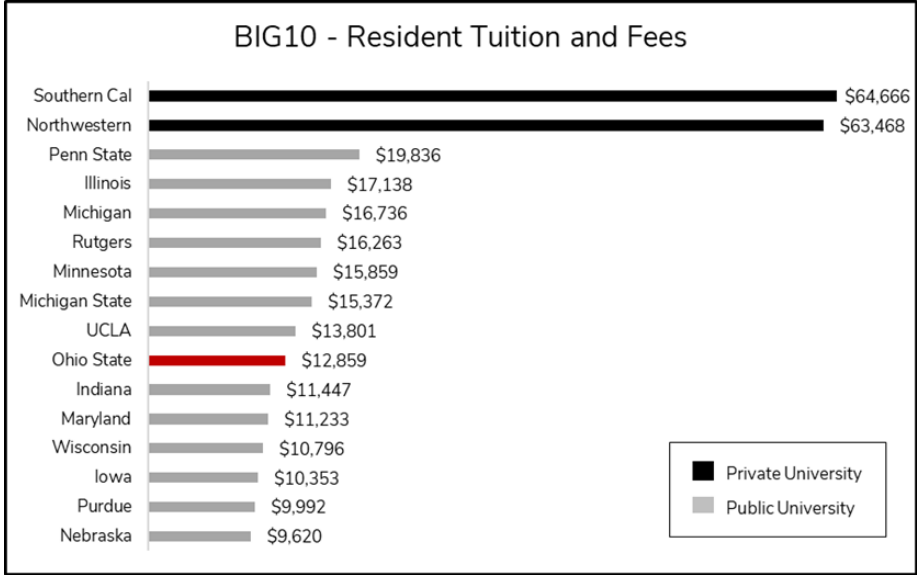
With Ohio State's proposed 3.0% change to resident (base) tuition and mandatory fees for the incoming cohort of the Ohio State Tuition Guarantee, the university would be the second most affordable for resident students among selective admission public universities. Additionally, non-resident tuition and mandatory fees are more affordable than just one other selective admission public university.



D. Comparison to benchmark universities

The charts below outline tuition and mandatory fees for Big Ten schools for 2022-23 (Fiscal Year 2023), along with the proposed Ohio State rate for the 2023-24 Tuition Guarantee cohort (Fiscal Year 2024).

Ohio State is near the median among the 16 Big Ten schools. Both resident and non-resident tuition and fees are more affordable than 9 other Big Ten peers.



E. Online Degree / Programs

The charts below outline tuition, mandatory and program-specific fees for new Online Undergraduate and Graduate degree/certificate programs.

Undergraduate

- a. Ohio resident students: As members of the 2023-24 cohort of the Ohio State Tuition Guarantee, tuition and mandatory fees will be frozen for four years. Tuition and mandatory fees will be \$6,275, a 3.0% increase compared with the 2022-23 tuition guarantee cohort.
- b. Non-resident students: Tuition and mandatory fees will be \$6,475, a 2.9% effective increase compared with new first-year students in 2022-23. The total reflects the 3.0% increase to resident (base) tuition and mandatory fees and no change to the non-resident surcharge.
- c. The State of Ohio requires a non-resident surcharge.

Graduate

- a. Ohio resident students: For programs charging the standard graduate tuition and mandatory fees, will increase by 3.9% compared with the 2022-23 Academic Year.
- b. Non-resident students: The total reflects the 3.9% increase to resident (base) tuition and mandatory fees and no change to the non-resident surcharge. The State of Ohio requires a non-resident surcharge.

FY24 New Online Degree Programs / Certificate Program Fees (per semester)

<u>Undergraduate</u>	Instructional Fees	General	Distance Education Fee	Resident Total	Non-Resident Surcharge	Non-Resident Total
Clinical Trials Sciences Category 1b Academic Certificate	\$ 5,913.00	\$ 262.00	\$ 100.00	\$ 6,275.00	\$ 200.00	\$ 6,475.00

<u>Graduate</u>	Instructional Fees	General	Distance Education Fee	Resident Total	Non-Resident Surcharge	Non-Resident Total
Master of Geographic Information Science and Technology	\$ 6,257.50	\$ 239.00	\$ 100.00	\$ 6,596.50	\$ 200.00	\$ 6,796.50
Clinical Research Management Academic Certificate	\$ 6,257.50	\$ 239.00	\$ 100.00	\$ 6,596.50	\$ 200.00	\$ 6,796.50
Palliative and End of Life Care (EOLC) Certificate	\$ 6,257.50	\$ 239.00	\$ 100.00	\$ 6,596.50	\$ 200.00	\$ 6,796.50
Certificate in Health Services Research	\$ 6,257.50	\$ 239.00	\$ 100.00	\$ 6,596.50	\$ 200.00	\$ 6,796.50
Cybersecurity Offense and Defense Graduate Certificate	\$ 9,360.00	\$ 239.00	\$ 100.00	\$ 9,699.00	\$ 200.00	\$ 9,899.00
Cybersecurity Studies: Design and Implementation Graduate Certificate	\$ 9,360.00	\$ 239.00	\$ 100.00	\$ 9,699.00	\$ 200.00	\$ 9,899.00

III. **Summary and Conclusions**

- A. Ohio State is freezing tuition and mandatory fees for continuing Ohio resident students, including:
 - a. Students who are part of the Ohio State Tuition Guarantee (2020-21, 2021-22, 2022-23 and 2023-24). The program provides each incoming cohort of first-year Ohio resident students with a four-year freeze on tuition and mandatory fees (along with housing and dining rates).
 - b. Students in the Tuition Guarantee cohort that began in Autumn of 2019 (Fiscal Year 2020), will move to the Tuition Guarantee cohort rates established for Fiscal Year 2021.
- B. The Ohio State Tuition Guarantee will continue into its seventh year in Fiscal Year 2024, with a 3.0% increase on resident (base) tuition and mandatory fees compared with the 2022-23 cohort for all campuses. These rates will be frozen for four years.
- C. The undergraduate non-resident surcharge will increase by 5.2% in Fiscal Year 2024. The State of Ohio requires a non-resident surcharge.
- D. Graduate (Master's and Ph.D.) Program resident (base) tuition and mandatory fees will increase by 3.8% in Fiscal Year 2024. The graduate non-resident surcharge will increase by 4.2% for most graduate programs.
- E. The international surcharge will not increase.

**APPROVAL OF 2023-2024 ACADEMIC YEAR
USER FEES & CHARGES**

Synopsis: User fees and charges at the Columbus and regional campuses of The Ohio State University for Academic Year 2023-24, is proposed.

WHEREAS the Board of Trustees of The Ohio State University supports the university's continued implementation of the Academic Plan and its initiatives to meet the needs of Ohio State students; and

WHEREAS the university is committed to access, affordability, and excellence; and

WHEREAS consultations have taken place within the university to determine the appropriate fees for graduate and professional programs, housing and dining charges, and student health insurance charges, as described in the accompanying text and tables, which have been reviewed and recommended:

NOW THEREFORE

BE IT RESOLVED, That the Board of Trustees hereby approves the recommendation of the administration for the following rates, which are outlined in the attached document and will be effective Autumn semester 2023:

- Graduate and professional fees, including differential instruction and clinical, as well as the non-resident surcharge; and
- Housing and dining plans; and
- Student health plan.

BACKGROUND

Topic:

2023-2024 Academic Year User Fees & Charges

Context:

Beyond tuition and mandatory fees, the university charges other fees for specific purposes, including student housing, dining, and health insurance, as well as to support graduate and professional programs.

Differential fees for graduate and professional programs are market-based and reflect the need to continually invest in the academic excellence of Ohio State programs. Proposals for Academic Year 2023-2024 include new or changed differential fees for eleven programs, two new program fees, one new course fee, and clinical fees for three programs.

Housing and dining fees support those operations, including the associated debt service and maintenance costs. The proposed 3.0% increases for housing and dining would apply to new first-year students in the 2023-24 Tuition Guarantee cohort and to continuing students who enrolled prior to 2017-18 when the guarantee program was established. The proposed rates would be frozen for four years for students in the 2023-24 Tuition Guarantee cohort.

Ohio State requires students to carry health insurance, but students are not required to use the university's health plans if they have other applicable coverage. The proposed 1.73% to 1.76% increase reflects the cost charged by a third-party vendor. The university uses the fee to cover the costs of the third-party provider.

Summary:

- Approval of differential, clinical and pass-through fees for graduate and professional programs
- Approval of housing and dining rates
- Approval of student health insurance rates

Requested of Board of Trustees:

Approval of the attached resolution regarding 2023-2024 Academic Year User Fees and Charges

**The Ohio State University Board of Trustees
July 14, 2023**

Approval of 2023-2024 Academic Year User Fees and Charges

- I. Graduate and professional programs:
 - A. Differential instructional and non-resident surcharge fees
 - B. Other fees:
 - a. Business Program Fee – Master of Business Operational Excellence Gemba Fees
 - b. Dentistry Clinical Fee – Education Support Fees
 - c. Dentistry Clinical Fee – Digital and Dental Material Fees
 - d. Medicine Course Fee – 3D Printing Supplies Fees
 - e. Nursing Program Fee – Anesthesia Specialty Track Fees
 - f. Veterinary Medicine Clinical Fee– Education Support Fees
 - C. Ohio Revised Code Section 3333-1-10 Excluded Programs
- II. Housing and dining plans and rates
- III. Student health insurance
- V. Summary and conclusions

I. Differential Fee Requests and Specific Professional School Non-Resident Surcharge, Deposit and Clinical requests

A. Differential Instructional and Non-Resident Surcharge Fees

University policy allows professional programs and Ohio Department of Higher Education-approved tagged master's programs to charge differential instructional fee rates based on market demand and pricing.

Eleven programs across nine colleges are seeking changes or new differential instruction fees:

- Seven Colleges — Business, Dentistry, Law, Medicine, Optometry, Pharmacy, and Veterinary Medicine — have requested changes
- Two Colleges — Engineering and Nursing — have requested new differentials

In addition, two colleges are seeking changes to the non-resident surcharge. These changes would apply instead of the standard increase (4.2%) proposed for Fiscal Year 2024:

- The College of Dentistry is requesting a 4.0% increase for all ranks
- The College of Veterinary Medicine is requesting a 2.0% increase for Rank 1 and no change for Rank 2-4

Differential Fees and Non-Resident Surcharges are shown at the per-semester rate in the chart below.

College	Fee Name	Instructional (per semester)				Non-Resident Surcharge (per semester)			
		Current Fee	Proposed Fee	Proposed Increase	Proposed Increase%	Current Fee	Recommended Fee	Fee Increase Requested:	Fee Increase %
Business	Master of Supply Chain Management	\$13,383	\$9,592	-\$3,791	-28.3%	\$200	\$200	\$0	0.0%
Dentistry	Dentistry - Rank 1	\$21,036	\$21,880	\$844	4.0%	\$23,626	\$24,571	\$945	4.0%
	Dentistry - Ranks 2 - 4	\$17,696	\$18,408	\$712	4.0%	\$20,951	\$21,789	\$838	4.0%
Engineering	Cybersecurity Offense and Defense Graduate Certificate	New Program	\$9,360	N/A	N/A	New Program	\$200	N/A	N/A
	Cybersecurity Studies: Design and Implementation Graduate Certificate	New Program	\$9,360	N/A	N/A	New Program	\$200	N/A	N/A
Law	Law - JD/LLM	\$16,228	\$16,552	\$324	2.0%	\$7,626	\$7,626	\$0	0.0%
	MSL - Full Time	\$14,352	\$9,544	-\$4,808	-33.5%	\$7,626	\$7,626	\$0	0.0%
Medicine	Medicine - Rank 1	\$15,062	\$15,062	\$0	0.0%	\$12,460	\$12,460	\$0	0.0%
	Medicine - Rank 2	\$15,062	\$15,062	\$0	0.0%	\$12,460	\$12,460	\$0	0.0%
	Medicine - Rank 3	\$15,118	\$15,062	-\$56	-0.4%	\$3,333	\$3,333	\$0	0.0%
	Medicine - Rank 4	\$14,967	\$15,118	\$151	1.0%	\$3,333	\$3,333	\$0	0.0%
Nursing	Doctor of Nursing Education	New Program	\$7,780	N/A	N/A	New Program	\$13,865	N/A	N/A
Optometry	Optometry - Rank 1	\$13,737	\$14,149	\$412	3.0%	\$10,528	\$10,528	\$0	0.0%
	Optometry - Rank 2	\$13,737	\$14,149	\$412	3.0%	\$5	\$5	\$0	0.0%
	Optometry - Ranks 3 - 4	\$12,195	\$12,561	\$366	3.0%	\$5	\$5	\$0	0.0%
Pharmacy	Pharmacy - Rank 1	\$12,904	\$13,033	\$129	1.0%	\$14,006	\$14,006	\$0	0.0%
	Pharmacy - Ranks 2 - 4	\$12,904	\$13,033	\$129	1.0%	\$5	\$5	\$0	0.0%
Veterinary Medicine	Vet Med - Rank 1	\$16,733	\$17,068	\$335	2.0%	\$20,462	\$20,865	\$403	2.0%
	Vet Med - Ranks 2 - 4	\$16,733	\$17,068	\$335	2.0%	\$5	\$5	\$0	0.0%

B. Other fees:

In addition to the differential instructional fees, Business, Dentistry, Medicine, Nursing and Veterinary Medicine have proposed other changes to their fees:

- Business is requesting a new program fee for the Master of Business Operational Excellence Program
- Dentistry is requesting a new clinic fee for the Advanced Prosthodontics Residency Program
- Dentistry is seeking to increase a clinical fee for Ranks 1 – 4
- Medicine is requesting a new course fee for 3D printing supplies
- Nursing is requesting a new program fee for students in the Anesthesia Specialty Track.
- Veterinary Medicine is seeking to increase a clinical fee for Rank 4

Other Fees are shown at the per-semester rate in the chart below.

College	Fee Type	Fee Name	Current Fee	Proposed Fee	Proposed Increase	Proposed Increase%
Business	Program Fee	MBOE Gemba Fee	New Fee	\$1,000	N/A	N/A
Dentistry	Clinic Fee	Digital and Dental Materials Fee	New Fee	\$667	N/A	N/A
		Rank 1	\$2,616	\$2,668	\$52	2.0%
	Education Support Fee	Ranks 2 - 4	\$1,929	\$1,968	\$39	2.0%
Medicine	Course Fee	3D Printing Supplies Fee	New Fee	\$100	N/A	N/A
Nursing	Program Fee	Nurse Anesthesia Specialty Track Fee	New Fee	\$5,000	N/A	N/A
Veterinary Medicine	Education Support Fee	Rank 4	\$352	\$361	\$9	2.4%

Below is the market-related information and the basis for each graduate or professional college requesting a change in fees:

Fisher College of Business

- Requests a 28.3% decrease (-\$3,791) in differential instructional fee for the Master of Supply Chain Management Program
- Requests a new program fee of \$1,000 per semester for the Master of Business Operational Excellence Program

The College of Business requests a decrease in the instructional fee for the Master of Supply Chain Management program. The 28.3% decrease submitted this year is a resubmission from FY23 as they are adjusting fees to accommodate students in both full-time and part-time instruction to keep the fees the same across both timelines for the degree. The addition of the part-time student track for the program allows students who are working full time and/or cannot accommodate full in-person instructional schedules. The current costs for this program are in the middle range compared to Ohio State’s peers.

The College of Business also requests a pass-through program fee for the MBOE program. As part of their experiential learning, students are required to pay an out-of-pocket fee to participate in a trip outside of Ohio. The total cost of the trip is between \$2,500 - \$3,500 (dependent upon location) and is paid by each student at the end of August for the session that takes place in September/October. Students offered positive feedback about the creation

of the pass-through fee, as this simplifies the costs for them. Most employers pay their fees upfront and this eliminates the need for the students to request reimbursement for this extra cost of travel.

College of Dentistry

- Requests a 4.0% (Rank 1) / 4.0% (Rank 2 - 4) increase in differential instructional fees
- Requests a 4.0% increase in the non-resident surcharge for Ranks 1 - 4
- Requests a 2.0% increase in clinical fees for all ranks
- Requests a new clinic fee for the Advanced Prosthodontics Residency program of \$667 per semester

The College of Dentistry proposes a 4% increase in the instructional fee for class ranks 1 through 4. The increase is needed to provide adequate financial resources to support the increasing costs of educational and patient care programs. This includes faculty and staff compensation and benefits, purchase and/or replacement of instruments, equipment replacement reserves, materials, supplies, and other costs associated with didactic courses and operations of the student clinics. Additionally, the fee revenue is earmarked to hire incremental teaching faculty. According to national survey data, the college's first-year tuition is 25% below the mean and it ranks 44th out of 67 programs in terms of first-year tuition rates.

The College of Dentistry asks for approval of an increase in the clinic fee (2.0% rise) for all class ranks. This increase is to help support the increased/inflationary costs of maintaining services and equipment for the upcoming academic year. This fee increase will allow them to continue to maintain current services and equipment and continue to implement the multi-year digital dentistry plan that includes significant investments in technology.

Dentistry also submitted a request for a new clinic fee to cover the costs for new digital and dental material for the Advanced Prosthodontics Residency Program. With the increased use of 3D printing and subtractive manufacturing of dental prostheses, associated costs for materials and maintenance continue to rise. The college wants to minimize the deficit in the program (average program clinical deficit of \$250,000 per year pre-COVID) and maximize the educational and clinical experience of the residents. There are 3 spots in this program open each year, with no other advanced prosthodontics programs existing in the state of Ohio. Other programs nationally charge 2 to 5 times the current proposed clinic fee.

College of Engineering

- Requests a new Cybersecurity Offense and Defense Graduate Certificate program with a differential instructional fee of \$9,360 per semester and a non-resident surcharge of \$200 per semester
- Requests a new Cybersecurity Studies: Design and Implementation Graduate Certificate program with a differential instructional fee of \$9,360 per semester and a non-resident surcharge of \$200 per semester

The College of Engineering proposes two new graduate certificate programs, the Cybersecurity Offense and Defense Graduate Certificate and the Cybersecurity Studies: Design and Implementation Graduate Certificate, both with identical fees. The total instructional cost for the two 12-credit-hour certificates will be \$14,040. The two proposed certificate programs utilize courses co-taught by Computer Science Engineering and Electrical and Computer Engineering, so they request approval of these two programs jointly. These two certificates will eventually form the core of a Professional Master in Cybersecurity and Digital Trust when pathways for stackable certificates are approved. Per a market survey

report conducted in October 2020, cybersecurity professionals are employed in almost all medium-to-large scale corporations, federal and local governmental entities, and the military. Employers demonstrate robust demand for master's-level cyber security studies professionals.

College of Law

- Requests a 2.0% increase in differential instructional fees for Doctor of Jurisprudence (J.D.)
- Requests a 33.5% decrease in differential instructional fee for the Master in the Study of Law (MSL) – Full Time
- Requests to keep the non-resident surcharge flat, rather than the university's proposed increase of 4.2%

The College of Law proposes a 2% increase in differential instructional fees, which will apply to all enrolled J.D. and LL.M. students. The college is not requesting a change in the non-resident fee this year to remain competitive with peer institutions. The program's tuition with the requested increase is comparable to the average tuition of other similarly ranked law schools. The College of Law will use the additional revenue to increase student financial aid and to offset the cost of a planned decrease in class size, as part of a program to remain competitive in the industry. The U.S. News & World Report rankings have Moritz College of Law tied at #22, with tuition and fees at the average of their competitor schools.

The College of Law recently changed portions of the structure of its Master's in the Study of Law (MSL) program to make the program more dynamic, increase accessibility to working professionals, and attract new students. The 33.5% decrease submitted this year is a resubmission from FY23 as they are adjusting fees to accommodate students in both full-time and part-time instruction to keep the fees the same across both timelines for the degree. To meet the needs of the curriculum while also aligning with benchmark universities, the college will be administering the program on both a full-time and a part-time basis and will require fee changes to reflect this. This rate was calculated so that the all-in cost of the program, whether full-time or part-time, is \$30,000. The proposed rates will make the program competitive with other benchmark schools, allowing the college to enroll additional students and diversify and increase revenue streams to support and grow the program.

College of Medicine

- Requests a reduction in differential instructional fees of \$56 per semester for Ranks 3
- Requests an increase in differential instructional fees of \$151 per semester for Ranks 4
- Requests a new course fee of \$100 per semester for 3D printing supplies in the Anatomy 6100 course

The College of Medicine is adjusting the rate for Ranks 3 - 4 to standardize the rate for their professional students. This will mean that their students will have a standard rate as they progress through the professional program. Additionally, the College of Medicine proposes a new course fee for 3D Printing supplies (\$100). The requested fee covers the purchase of 3D printing materials for the Introduction to 3D Printing for Health Science Students, Anatomy 6100. The materials used for 3D printing (referred to as resin) have a continual cost as students participating in the elective are required to print at least three different items. In addition to the cost of the resin, the funding ensures that the machines are functioning properly and covers additional maintenance costs for the machines. Ohio State is the only Ohio institution offering a 3D printing elective for health science students.

College of Nursing

- Requests a new Doctor of Nursing Education (DNE) program with a differential instructional fee of \$7,780 per semester and a non-resident surcharge of \$13,865 per semester
- Requests a new program fee of \$5,000 per semester for Doctor of Nursing Practice students in the Anesthesia Specialty Track

The College of Nursing proposes an instructional fee for their new Doctor of Nursing Education (DNE) program, which is set to go live in Autumn 2023 after recent BOT approval. This program will be the first of its kind in the country and already has 50 applicants. The proposed DNE program will prepare expert nursing educators dedicated to teaching didactic and clinical skills to prepare the next generation of nurses. The requested fee for this program is set to match the fee the college already charges for its established Doctor of Nursing Practice (DNP). Aligned with the DNP program, the students in the DNE program will also be charged a program fee of \$1,249.60 per semester and a technology fee of \$199.80 per semester.

Nursing also requests a program fee within its Doctor of Nursing Practice program for the creation of a Nurse Anesthesia Specialty Track. The request for the Doctor of Nursing Practice (DNP) program nurse anesthesia specialty track fee increase will be utilized to support specialty faculty instruction, maintain high-quality programming, keep pace with infrastructure support costs and support accreditation standards. U.S. News & World Report rankings in 2021 placed The Ohio State University College of Nursing's online Master of Science in Nursing program #1 in the country, the DNP program #11 in the country and Ohio State's overall online bachelor's programs #7 in the country. The College of Nursing's online RN to BSN program constitutes more than half of the university's online undergraduates.

College of Optometry

- Requests a 3.0% increase in differential instructional fees for all ranks
- Requests to keep the non-resident surcharge flat, rather than the university's proposed increase of 4.2%

The College of Optometry is requesting a 3.0% increase in instruction for all students enrolled in the Doctor of Optometry (OD) professional program. The college is also requesting to keep the non-resident surcharge flat for this degree program. The net increase in annual continuing funds budget the college will obtain from this proposal will finance projected increases in the fixed costs (such as salaries, benefits, utilities, maintenance, etc.) of providing the professional program. In addition, the college anticipates additional plant operations and maintenance costs beginning in FY24 when phase two of the Interdisciplinary Health Sciences Center is online and Optometry occupies its instructional space programmed in the new building. Next year's incoming class of students will see new lecture rooms, hands-on lab spaces, and student support areas that will soon be available to them. In terms of fee ranking, Ohio State Optometry currently has the fourth lowest four-year total cost of attendance of the 24 schools for non-resident students. Currently, the four-year total tuition for non-resident students is the lowest among the most common, regional competitors at \$146,704.

College of Pharmacy

- Requests a 1.0% increase in differential instructional fees for all ranks
- Requests to keep the non-resident surcharge flat, rather than the university's proposed increase of 4.2%

The College of Pharmacy is requesting a 1.0% increase in the instructional fee for all ranks and the college is also requesting to keep the non-resident surcharge flat for this degree program. The differential fee increase is needed to enhance the PharmD program by investing in instruction and professional student services/programming and renovating teaching and learning spaces. A primary driver of this request is to continue funding to meet the increased teaching needs (increase in faculty and associated faculty FTE). The PharmD students directly benefit from this differential fee revenue and the college will use the marginal revenue to continue to recruit and retain faculty. The College of Pharmacy is currently ranked 7th out of 141 other colleges in the most recent U.S. News & World Report, and is the 91st most expensive pharmacy school nationwide, with a tuition rate \$22,000 less than the average cost of attendance in the country.

College of Veterinary Medicine

- Requests a 2.0% increase in differential instructional fees
- Requests a 2.0% increase in non-resident surcharge for Rank 1
- Requests a 2.4% increase in clinical fees for Rank 4

The College of Veterinary Medicine (CVM) is requesting a 2.0% increase in the differential fee and a 2.0% increase in the Non-Resident Surcharge for Rank 1 students. The increase is needed to fund anticipated salary/benefit increases, inflationary costs for supplies/services and to help support additional plant operations and maintenance costs associated with space that has been added to support the program and associated university marginal assessments. The college continues to have one of the lowest faculty/student ratios in the U.S. Without the 2.0% increase, the college would need to start evaluating programmatic impacts. Growth in faculty/program will need to come from fundraising or increased State support. The Dean has continued his pledge to keep tuition increases to less than 2.0%, due to the ongoing issues of rising tuition costs and very high debt loads of graduates. The OSU CVM is currently ranked 4th in the latest U.S. News & World Report. While the tuition costs for OSU CVM are average when compared to the Top Ten ranked schools in the country, within the Big Ten, the college has the second highest cost of attendance for resident students.

The college also proposes a 2.4% increase (\$9) in the educational support fee (clinic fees) to cover the purchase of dosimeter badges for 4th-year veterinary students. These badges were typically required in radiology clinics. However, a recent accreditation visit instructed the college to mandate that badges be always worn in all areas of the clinic.

The following chart lists the FY 2024 tuition and mandatory fees per semester for all tagged masters and professional programs. Instructional and mandatory fees are paid by both Ohio resident and non-resident students. The non-resident surcharge is paid by students from outside Ohio.

College	Program	Instructional	General	Student Activity	Student Union	Recreation	COTA	Distance Education	Resident Total	Non-Resident Surcharge	Non-Resident Total
Arts & Sciences	Doctor of Audiology	6,258	239	38	74	127	14	-	6,748	13,865	20,613
	Master of Speech-Language Pathology	6,258	239	38	74	127	14	-	6,748	13,865	20,613
Business	Graduate Minor in Business for Health Sciences	11,644	239	38	74	127	14	-	12,135	5	12,140
	Master of Accounting	15,728	239	38	74	127	14	-	16,219	13,865	30,084
	Master of Business Administration (MBA)	14,876	239	38	74	127	14	-	15,367	13,865	29,232
	Master of Business Administration - Working Professional	12,592	164	38	74	127	14	-	13,008	11,816	24,824
	Master of Business Administration - Working Professional Online	12,592	164	-	-	-	-	100	12,856	200	13,056
	Master of Human Resource Management (MHRM)	8,505	239	38	74	127	14	-	8,996	12,227	21,223
	Specialized Masters in Business - Finance	27,632	239	38	74	127	14	-	28,123	5	28,128
	Master of Business Administration - Executive	28,072	164	38	74	127	14	-	28,488	5	28,493
	Master of Business Operational Excellence (MBOE)	17,522	164	38	74	127	14	-	17,938	5	17,943
	Specialized Master of Business - Analytics	13,666	239	-	-	-	-	100	14,005	200	14,205
	Master of Supply Chain Management	9,592	239	-	-	-	-	100	9,931	200	10,131
	Micro-Certification in FinTech Fundamentals	7,560	239	-	-	-	-	100	7,899	200	8,099
	Certificate in Business Strategy for IT Leaders	11,176	239	-	-	-	-	100	11,515	200	11,715
Dentistry	Dentistry - Rank 1	21,880	239	38	74	127	14	-	22,371	24,571	46,942
	Dentistry - Rank 2	18,408	164	38	74	127	14	-	18,824	21,789	40,613
	Dentistry - Rank 3	18,408	164	38	74	127	14	-	18,824	21,789	40,613
	Dentistry - Rank 4	18,408	164	38	74	127	14	-	18,824	21,789	40,613
Engineering	Master of Engineering Management (MEM)	8,560	239	-	-	-	-	100	8,899	200	9,099
	Master of Global Engineering Leadership (MGELE)-DL	8,560	239	-	-	-	-	100	8,899	200	9,099
	Professional Master of Structural Engineering	8,560	239	38	74	127	14	-	9,051	13,865	22,916
	Cybersecurity Offense and Defense Graduate Certificate	9,360	239	-	-	-	-	100	9,699	200	9,899
	Cybersecurity Studies: Design and Implementation Graduate Certificate	9,360	239	-	-	-	-	100	9,699	200	9,899
FAES	Master of Ag and Extension Education	7,172	239	-	-	-	-	100	7,511	200	7,711
Graduate School	Masters of Translational Data Analytics (PSM-TDA)	9,530	239	-	-	-	-	100	9,869	200	10,069
Law	Doctor of Jurisprudence (J.D.)	16,552	239	38	74	127	14	-	17,043	7,626	24,669
	Master in Study of Law (MSL) - Part Time	7,436	239	38	74	127	14	-	7,927	7,626	15,553
	Master in Study of Law (MSL) - Full Time	9,544	239	38	74	127	14	-	10,035	7,626	17,661
Medicine	Medicine - Rank 1	15,062	164	38	74	127	14	-	15,478	12,460	27,938
	Medicine - Rank 2	15,062	164	38	74	127	14	-	15,478	12,460	27,938
	Medicine - Rank 3	15,062	164	38	74	127	14	-	15,478	3,333	18,811
	Medicine - Rank 4	15,118	164	38	74	127	14	-	15,534	3,333	18,867
	Master of Dietetics and Nutrition (MDN)	6,258	239	38	74	127	14	-	6,748	13,865	20,613
	Master of Genetic Counseling	9,568	239	38	74	127	14	-	10,059	7,121	17,179
	Doctor of Occupational Therapy	6,556	164	38	74	127	14	-	6,972	10,738	17,710
Nursing	Doctor of Physical Therapy	6,520	164	38	74	127	14	-	6,936	11,254	18,189
	Doctor of Nursing Practice: In-person	7,780	239	38	74	127	14	-	8,271	13,865	22,136
	Doctor of Nursing Practice: Online	7,780	239	-	-	-	-	100	8,119	200	8,319
	Doctor of Nursing Education: In-person	7,780	239	38	74	127	14	-	8,271	13,865	22,136
	Doctor of Nursing Education: Online	7,780	239	-	-	-	-	100	8,119	200	8,319
	Master of Science in Nursing: In-person	7,780	239	38	74	127	14	-	8,271	13,865	22,136
	Master of Science in Nursing: Online	7,780	239	-	-	-	-	100	8,119	200	8,319
Optometry	Optometry - Rank 1	14,149	239	38	74	127	14	-	14,640	10,528	25,168
	Optometry - Rank 2	14,149	239	38	74	127	14	-	14,640	5	14,645
	Optometry - Rank 3	12,561	164	38	74	127	14	-	12,977	5	12,982
	Optometry - Rank 4	12,561	164	38	74	127	14	-	12,977	5	12,982
Pharmacy	Pharmacy - Rank 1	13,033	239	38	74	127	14	-	13,524	14,006	27,530
	Pharmacy - Rank 2	13,033	239	38	74	127	14	-	13,524	5	13,529
	Pharmacy - Rank 3	13,033	239	38	74	127	14	-	13,524	5	13,529
	Pharmacy - Rank 4	13,033	239	38	74	127	14	-	13,524	5	13,529
Public Health	Master of Public Health	6,258	239	38	74	127	14	-	6,748	13,865	20,613
	Program for Experienced Professionals	6,258	239	-	-	-	-	100	6,597	200	6,797
	Master of Health Administration	8,400	239	38	74	127	14	-	8,891	12,976	21,867
Social Work	Master of Social Work - In-Person	6,258	239	38	74	127	14	-	6,748	13,865	20,613
	Master of Social Work - Online	6,258	239	-	-	-	-	100	6,597	200	6,797
Veterinary Medicine	Veterinary Medicine - Rank 1	17,068	239	38	74	127	14	-	17,559	20,865	38,424
	Veterinary Medicine - Rank 2	17,068	239	38	74	127	14	-	17,559	5	17,564
	Veterinary Medicine - Rank 3	17,068	239	38	74	127	14	-	17,559	5	17,564
	Veterinary Medicine - Rank 4	17,068	239	38	74	127	14	-	17,559	5	17,564

C. Ohio Revised Code Section 3333-1-10 Excluded Programs

Ohio Revised Code section 3333-1-10 (C) 11 provides for exclusions of post-baccalaureate professional programs related to residency for subsidy and tuition surcharge purposes. We are excluding all post-baccalaureate professional programs as permitted under 3333-1-10 (C) 11 including all juris doctorate, medical, dentistry, veterinary, optometry, pharmaceutical doctoral programs, all tagged master's programs, and any other similar post-baccalaureate professional programs. These excluded programs will be posted on our website and will be reported to the Chancellor of the Ohio Department of Higher Education.

II. Housing and Dining

The Office of Student Life continues to implement cost-saving initiatives to keep room and board plans as affordable as possible for students and their families.

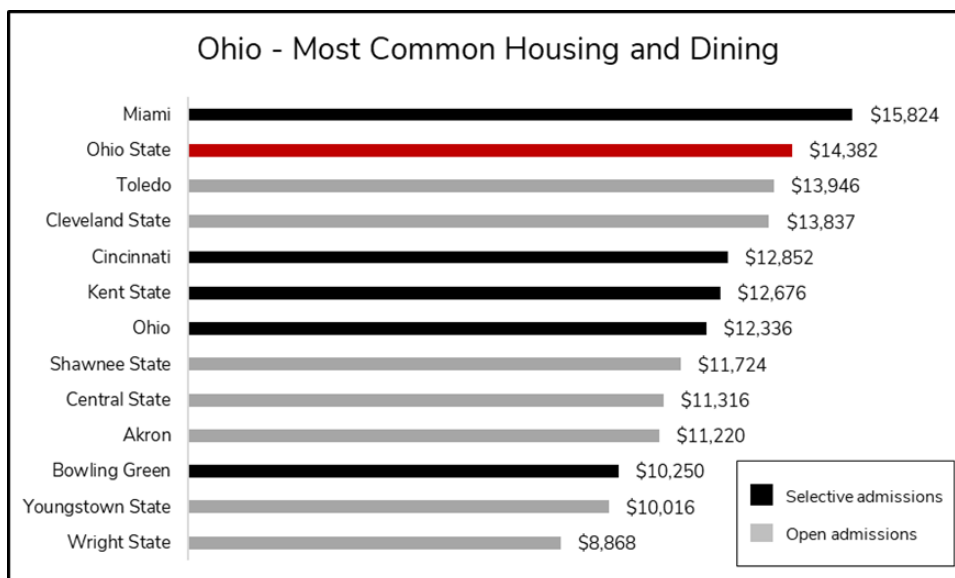
The proposed 3.0% increases for housing and dining rates will apply to new first-year students in 2023-24 and to continuing students who enrolled prior to 2017-18 when the guarantee program was established. The new rates will be frozen for four years for students who are part of the Ohio State Tuition Guarantee.

The following are the proposed rates for the 2023-24 Academic Year, excluding students in the previous Tuition Guarantee cohorts. Housing and dining rates for students who entered the 2019-20, 2020-21, 2021-22 and 2022-23 Tuition Guarantee cohorts will remain at the levels set when those students entered the university.

Housing Plans	FY 2023	FY 2024	\$Change	%Change
Rate I	\$9,514	\$9,798	\$284	3.0%
Rate II	\$7,926	\$8,162	\$236	3.0%
Rate IIA	\$7,672	\$7,902	\$230	3.0%
Rate III	\$7,408	\$7,630	\$222	3.0%

Dining Plans	FY 2023	FY 2024	\$Change	%Change
Scarlet Access 14	\$5,302	\$5,460	\$158	3.0%
Declining Balance	\$4,730	\$4,870	\$140	3.0%
Gray Access 10	\$4,452	\$4,584	\$132	3.0%
Traditions (formerly "Unlimited") Access	\$4,344	\$4,474	\$130	3.0%

Ohio State's room and board rates are more affordable than one other selective Ohio public university (Rate I is the most common type of housing and Gray 10 is the most common dining plan):



The Ohio State University
Proposed Housing Rates for FY 2024

Housing Plans	FY 2023	FY 2024	\$Change	%Change
Columbus Campus (Annual Rates - 2 semesters)				
Rate I	\$9,514	\$9,798	\$284	3.0%
Rate II	\$7,926	\$8,162	\$236	3.0%
Rate IIA	\$7,672	\$7,902	\$230	3.0%
Rate III	\$7,408	\$7,630	\$222	3.0%
Summer Term Options:				
4-Week Session - Rate II	\$1,982	\$2,040	\$58	3.0%
6-Week Session - Rate II	\$2,972	\$3,060	\$88	3.0%
8-Week Session - Rate II	\$3,964	\$4,082	\$118	3.0%
4-Week Session - Rate IIA	\$1,918	\$1,974	\$56	3.0%
6-Week Session - Rate IIA	\$2,876	\$2,962	\$86	3.0%
8-Week Session - Rate IIA	\$3,834	\$3,948	\$114	3.0%
Summer Term - Rate II	\$5,946	\$6,124	\$178	3.0%
Summer Term - Rate IIA	\$5,754	\$5,926	\$172	3.0%
Stadium Scholars Program				
Alumnae Scholarship Houses - single or double w/bath	\$7,202	\$7,418	\$216	3.0%
Alumnae Scholarship Houses - double or triple	\$7,046	\$7,256	\$210	3.0%
German House - 1-person room	\$7,306	\$7,524	\$218	3.0%
German House - 2-person room	\$6,800	\$7,004	\$204	3.0%
Monthly Housing Rates				
237 E 17th - mini-single	\$980	\$1,008	\$28	3.0%
237 E 17th - single	\$1,356	\$1,396	\$40	3.0%
237 E 17th - supersingle	\$1,638	\$1,686	\$48	3.0%
237 E 17th - double	\$894	\$920	\$26	3.0%
Gateway - studio	\$2,084	\$2,146	\$62	3.0%
Gateway - 1 bedroom apartment	\$2,234	\$2,300	\$66	3.0%
Gateway - 2 bedroom apartment	\$2,176	\$2,240	\$64	3.0%
Gateway - 3 bedroom apartment	\$1,894	\$1,951	\$57	3.0%
Neil - efficiency	\$1,894	\$1,950	\$56	3.0%
Neil - 4 bedroom	\$1,876	\$1,932	\$56	3.0%
Penn Place - 1 person room	\$1,790	\$1,842	\$52	3.0%
Penn Place - 2 person room	\$1,028	\$1,058	\$30	3.0%

Housing Plans	FY 2023	FY 2024	\$Change	%Change
ATI				
1-bedroom for 2 (per person)	\$7,888	\$8,124	\$236	3.0%
2-bedroom for 2 (per person)	\$9,378	\$9,658	\$280	3.0%
2-bedroom for 4 (per person)	\$7,888	\$8,124	\$236	3.0%
2-bedroom for 5 (per person - double)	\$7,888	\$8,124	\$236	3.0%
2-bedroom for 5 (per person - triple)	\$6,804	\$7,008	\$204	3.0%
3-bedroom for 5 (per person - single)	\$8,310	\$8,558	\$248	3.0%
3-bedroom for 5 (per person - double)	\$7,888	\$8,124	\$236	3.0%
Private apartment	\$9,378	\$9,658	\$280	3.0%
Newark				
1-person efficiency	\$8,834	\$9,098	\$264	3.0%
2-person efficiency (per person)	\$8,532	\$8,786	\$254	3.0%
2-bedroom for 4 (per person)	\$8,578	\$8,834	\$256	3.0%
3-bedroom for 6 (per person)	\$8,084	\$8,326	\$242	3.0%
McConnell Hall	\$8,834	\$9,098	\$264	3.0%
Mansfield				
2-bedroom for 2 (per person)	\$9,014	\$9,284	\$270	3.0%
2-bedroom for 4 (per person)	\$7,214	\$7,430	\$216	3.0%
5-bedroom for 5 (per person)	\$7,568	\$7,794	\$226	3.0%
5-bedroom for 6 - single (per person)	\$7,214	\$7,430	\$216	3.0%
5-bedroom for 6 - double (per person)	\$6,502	\$6,696	\$194	3.0%

**The Ohio State University
Proposed Dining Rates for FY 2024**

Dining Plans	FY 2023	FY 2024	\$Change	%Change
Scarlet Access 14	\$5,302	\$5,460	\$158	3.0%
Declining Balance	\$4,730	\$4,870	\$140	3.0%
Gray Access 10	\$4,452	\$4,584	\$132	3.0%
Traditions (formerly "Unlimited") Access	\$4,344	\$4,474	\$130	3.0%
McConnell (Newark)				
Carmen 1	\$960	\$988	\$28	3.0%
Carmen 2	\$1,876	\$1,932	\$56	3.0%
Summer:				
Carmen 1	\$960	\$988	\$28	3.0%
Carmen 2	\$1,876	\$1,932	\$56	3.0%

III. Student Health Insurance

Background: All Ohio State students are required to have health insurance. Domestic students may choose outside insurance, and most do (87%). International students typically buy Ohio State’s plan.

The university uses fee revenue to cover the cost of third-party insurance. Rates are designed to be affordable and keep up with healthcare costs.

The recommendation for Academic Year 2023-2024, based on third-party costs, is a 1.73% to 1.76% increase for students.

Plan Level	FY 2023	FY 2024	\$Change	%Change
Student	\$3,530	\$3,592	\$62	1.76%
Student & Spouse	\$7,062	\$7,184	\$122	1.73%
Student & Children	\$10,592	\$10,776	\$184	1.74%
Student & Family	\$14,124	\$14,368	\$244	1.73%

IV. Summary and Conclusions

- A. Differentials for professional programs are market driven.
- B. Housing and dining rates will increase 3.0% for the new first-year students in the 2023-24 Ohio State Tuition Guarantee and continuing non-guarantee students.
- C. Housing and dining rates will remain unchanged (0.0%) for students associated with the previous Tuition Guarantee cohorts (2019-20, 2020-21, 2021-22, and 2022-23).
- D. Student health insurance rates will increase 1.73% - 1.76%

APPROVAL OF DIGITAL TEXTBOOK FEES

Synopsis: Approval of digital textbook pass-through fees at all campuses of The Ohio State University for the Fiscal Year 2024 is proposed.

WHEREAS access, affordability and excellence are a pillar of The Ohio State University's strategic plan; and

WHEREAS the university collects certain fees, known as pass-through fees, that are used to pay third parties for goods and services that directly benefit students; and

WHEREAS the university does not seek to financially benefit from pass-through fees, but collects these fees instead of requiring third parties to bill students directly in circumstances where the university's involvement can reduce student costs, simplify billing for students, or otherwise benefit students; and

WHEREAS the university will be dramatically increasing the use of pass-through fees as part of the CarmenBooks affordability initiative, in which students can access digital textbooks at a significantly discounted rate compared with traditional materials; and

WHEREAS the CarmenBooks pilot that the Board of Trustees approved for spring semester 2019 (Resolution 2019-08) has expanded and is expected to save students more than \$3.6 million for Autumn semester 2023:

NOW THEREFORE

BE IT RESOLVED, That the Board of Trustees hereby approves the digital textbook pass-through rates for the 2023-24 academic year for all campuses, effective Autumn semester 2023, as follows and as outlined in the attached document.

APPROVAL OF DIGITAL TEXTBOOK FEES

BACKGROUND

Topic:

Fiscal Year 2024 Digital Textbook Pass-through Fees

Context:

The university collects certain fees, known as pass-through fees, that are used to pay a third party for the cost of goods and services that directly benefit students. The university does not seek to financially benefit from these fees but collects them because Ohio State's involvement benefits students by reducing their costs, simplifying billing, or other means.

The university's use of digital textbook pass-through fees has dramatically expanded because of the CarmenBooks affordability initiative, which reduces the cost of course materials, often by 80 percent or more. By using CarmenBooks, the university charges a digital textbook fee that covers the cost of significantly discounted course materials. The Board of Trustees previously approved a pilot in Spring semester 2019 in nine courses and this program has expanded to 347 course offerings in Autumn semester 2023 which is projected to save students more than \$3.6 million.

Requested of The Board of Trustees:

Approval of the attached resolution.

APPROVAL OF DIGITAL TEXTBOOK FEES

The CarmenBooks textbook affordability initiative is expected to save students more than \$3.6 million during its Autumn semester 2023. The university utilizes its membership in the Unizin consortium to access digital textbooks which will result in more than 53% of savings for students when compared to the cost of traditional textbooks. Students pay a digital textbook fee, which is a pass-through fee that covers the cost of these materials.

The university does not set the rates for pass-through fees, although it can make the cost more affordable as in the case of digital textbooks offered through the CarmenBooks program (by utilizing the Unizin consortium). A list of digital textbook pass-through fees by course is provided below:

Details: CarmenBooks Autumn Semester 2023

Course Number & Material Type	Number of Sections	Number of Students	List Price	Discounted Price (Course Fee)	Student Savings	Course Savings
ACCTMIS 2200H	1	72	\$356.66	\$38.00	\$318.66	\$22,943.52
ACCTMIS 3200	4	144	\$154.88	\$80.00	\$74.88	\$10,782.72
ACCTMIS 3200H	1	32	\$154.88	\$80.00	\$74.88	\$2,396.16
ACCTMIS 3201	1	36	\$154.88	\$80.00	\$74.88	\$2,695.68
ACCTMIS 3300	2	108	\$104.99	\$83.99	\$21.00	\$2,268.00
ACCTMIS 3400	2	72	\$159.53	\$80.00	\$79.53	\$5,726.16
ACCTMIS 3620	2	72	\$104.99	\$83.99	\$21.00	\$1,512.00
ACCTMIS 7400	1	32	\$159.53	\$80.00	\$79.53	\$2,544.96
ACCTMIS 7810	1	40	\$29.00	\$24.65	\$4.35	\$174.00
AEDECON 2001	2	140	\$145.00	\$69.00	\$76.00	\$10,640.00
AEDECON 2105	2	123	\$104.99	\$83.99	\$21.00	\$2,583.00
AEDECON 3102	1	60	\$89.99	\$71.99	\$18.00	\$1,080.00
AEDECON 4106	1	40	\$225.67	\$38.00	\$187.67	\$7,506.80
AEROENG 2200	1	120	\$146.75	\$38.00	\$108.75	\$13,050.00
AEROENG 3560	1	80	274.75	\$38.00	\$236.75	\$18,940.00
ANIMSCI 2200.01	1	140	\$39.00	\$33.15	\$5.85	\$819.00
ANIMSCI 2260	1	120	\$39.00	\$33.15	\$5.85	\$702.00
ANIMSCI 3150	1	140	\$39.00	\$33.15	\$5.85	\$819.00
ANTHROP 2200	2	56	\$65.00	\$52.00	\$13.00	\$728.00
ANTHROP 2201	6	300	\$66.95	\$53.56	\$13.39	\$4,017.00
ANTHROP 2201H	1	20	\$66.95	\$53.56	\$13.39	\$267.80
ASTRON 1101	1	400	\$74.99	\$59.99	\$15.00	\$6,000.00
ASTRON 1101 (Newark)	1	20	\$39.95	\$31.96	\$7.99	\$159.80
BIOCHEM 2210	1	60	\$74.99	\$59.99	\$15.00	\$900.00
BIOCHEM 4511	4	600	\$104.99	\$83.99	\$21.00	\$12,600.00
BIOCHEM 5613	2	28	\$335.99	\$43.00	\$292.99	\$8,203.72
BIOCHEM 5721	2	120	\$226.65	\$35.00	\$191.65	\$22,998.00
BIOLOGY 1101	2	76	\$193.32	\$35.00	\$158.32	\$12,032.32
BIOLOGY 1101	3	58	\$193.32	\$35.00	\$158.32	\$9,182.56
BIOLOGY 1102	1	120	\$94.99	\$75.99	\$19.00	\$2,280.00
BIOLOGY 1110	1	154	\$94.50	\$60.00	\$34.50	\$5,313.00

APPROVAL OF DIGITAL TEXTBOOK FEES

Course Number & Material Type	Number of Sections	Number of Students	List Price	Discounted Price (Course Fee)	Student Savings	Course Savings
BIOLOGY 1113.01 (Lab Manual)	2	800	\$38.00	\$36.00	\$2.00	\$1,600.00
BIOLOGY 1113.01 (textbook only)	2	55	\$286.65	\$35.00	\$251.65	\$13,840.75
BIOLOGY 1113.02 (Interactive)	1	60	\$74.99	\$59.99	\$15.00	\$900.00
BIOLOGY 1113.02 (Lab Manual)	1	60	\$38.00	\$36.00	\$2.00	\$120.00
BIOLOGY 1113H	1	48	\$74.99	\$59.99	\$15.00	\$720.00
BIOLOGY 1114.01 (Lab Manual)	2	650	\$38.00	\$35.00	\$3.00	\$1,950.00
BIOLOGY 1114.01 (textbook)	3	670	\$286.65	\$35.00	\$251.65	\$168,605.50
BIOLOGY 1114.02	1	60	\$286.65	\$35.00	\$251.65	\$15,099.00
BIOLOGY 1114.02 (Lab Manual)	1	60	\$38.00	\$35.00	\$3.00	\$180.00
BIOLOGY 1114H	1	48	\$286.65	\$35.00	\$251.65	\$12,079.20
BIOLOGY 1114H (Lab Manual)	1	48	\$38.00	\$35.00	\$3.00	\$144.00
BIOMEDE 2800	1	64	\$74.99	\$59.99	\$15.00	\$960.00
BIOPHRM 3311	1	80	\$293.32	\$35.00	\$258.32	\$20,665.60
BUSFIN 3120	1	168	\$104.99	\$83.99	\$21.00	\$3,528.00
BUSFIN 3220	5	955	\$140.00	\$89.50	\$50.50	\$48,227.50
BUSFIN 3300	2	72	\$97.79	\$35.00	\$62.79	\$4,520.88
BUSFIN 3500	5	320	\$162.00	\$38.00	\$124.00	\$39,680.00
BUSFIN 4211	12	360	\$140.00	\$55.00	\$85.00	\$30,600.00
BUSFIN 4221	3	108	\$136.50	\$60.00	\$76.50	\$8,262.00
BUSFIN 4250	1	360	\$140.00	\$50.00	\$90.00	\$32,400.00
BUSFIN 4255	3	108	\$147.00	\$50.00	\$97.00	\$10,476.00
BUSFIN 4265	2	72	\$145.00	\$94.25	\$50.75	\$3,654.00
BUSFIN 4510	3	108	\$162.00	\$38.00	\$124.00	\$13,392.00
BUSFIN 6220	1	52	\$104.99	\$83.99	\$21.00	\$1,092.00
BUSFIN 7220	1	42	\$354.67	\$38.00	\$316.67	\$13,300.14
BUSMHR 2000	10	1,000	\$84.99	\$67.99	\$17.00	\$17,000.00
BUSMHR 2292	4	960	\$29.00	\$24.65	\$4.35	\$4,176.00
BUSMHR 2292H	1	20	\$29.00	\$24.65	\$4.35	\$87.00
BUSMHR 2500 (title 1/2)	2	372	\$131.25	\$50.00	\$81.25	\$30,225.00
BUSMHR 2500 (title 2/2)	2	372	\$29.00	\$24.65	\$4.35	\$1,618.20
BUSMHR 4020	1	36	\$110.00	\$47.00	\$63.00	\$2,268.00
BUSMHR 4323	1	36	\$347.95	\$50.59	\$297.36	\$10,704.96
BUSMHR 4490	3	588	\$131.25	\$50.00	\$81.25	\$47,775.00
BUSMHR 4490H	1	24	\$131.25	\$50.00	\$81.25	\$1,950.00
BUSMHR 7222	1	40	\$29.00	\$24.65	\$4.35	\$174.00
BUSML 3150	2	240	\$89.99	\$71.99	\$18.00	\$4,320.00
BUSML 3250	2	256	\$131.25	\$50.00	\$81.25	\$20,800.00

APPROVAL OF DIGITAL TEXTBOOK FEES

Course Number & Material Type	Number of Sections	Number of Students	List Price	Discounted Price (Course Fee)	Student Savings	Course Savings
BUSML 3250	2	385	\$89.99	\$71.99	\$18.00	\$6,930.00
BUSML 4201	6	216	\$111.00	\$72.15	\$38.85	\$8,391.60
BUSML 4202	4	180	\$289.95	\$50.59	\$239.36	\$43,084.80
BUSML 4223	2	72	\$56.00	\$36.40	\$19.60	\$1,411.20
BUSML 4251	2	36	\$131.25	\$50.00	\$81.25	\$2,925.00
BUSML 4252	1	36	\$110.00	\$46.00	\$64.00	\$2,304.00
BUSML 4254	2	76	\$89.99	\$71.99	\$18.00	\$1,368.00
BUSML 4256	1	36	\$97.79	\$35.00	62.79	\$2,260.44
BUSML 4388	1	36	\$29.00	\$24.65	\$4.35	\$156.60
BUSOBA 2320	4	832	\$104.99	\$67.99	\$37.00	\$30,784.00
BUSOBA 3230	4	852	\$136.50	\$60.00	\$76.50	\$65,178.00
BUSOBA 4232	1	36	\$74.99	\$35.00	\$39.99	\$1,439.64
BUSTEC 2231T (title 1/2)	1	16	\$69.00	\$44.85	\$24.15	\$386.40
BUSTEC 2231T (title 2/2)	1	16	\$29.00	\$24.65	\$4.35	\$69.60
BUSTEC 2232T	1	20	\$56.00	\$36.40	\$19.60	\$392.00
BUSTEC 2240T	1	16	\$150.00	\$97.50	\$52.50	\$840.00
BUSTEC 2241T	1	28	\$150.00	\$97.50	\$52.50	\$1,470.00
BUSTEC 2244T	1	32	\$133.00	\$86.45	\$46.55	\$1,489.60
CHEM 1100	1	120	\$104.99	\$83.99	\$21.00	\$2,520.00
CHEM 1110 (Lab Manual)	1	36	\$42.50	\$36.00	\$6.50	\$234.00
CHEM 1110 (Primary Text)	8	540	\$104.99	\$83.99	\$21.00	\$11,340.00
CHEM 1205	3	132	\$74.99	\$59.99	\$15.00	\$1,980.00
CHEM 1206	2		\$74.99	\$59.99	\$15.00	\$0.00
CHEM 1210 (Lab Manual)	3	108	\$42.50	\$36.00	\$6.50	\$702.00
CHEM 1210 (Primary Text)	23	1,800	\$74.99	\$59.99	\$15.00	\$27,000.00
CHEM 1220	4	607	\$74.99	\$59.99	\$15.00	\$9,105.00
CHEM 1610	1	160	\$74.99	\$59.99	\$15.00	\$2,400.00
CHEM 2210	1	44	\$109.99	\$82.49	\$27.50	\$1,210.00
CHEM 2310 (title 1/2)	1	120	\$175.95	\$50.59	\$125.36	\$15,043.20
CHEM 2310 (title 2/2)	1	120	\$217.95	\$50.59	\$167.36	\$20,083.20
CHEM 2510	9	1,200	\$109.99	\$82.49	\$27.50	\$33,000.00
CHEM 2510 (Wooster, 1/2)	1	20	\$333.32	\$35.00	\$298.32	\$5,966.40
CHEM 2510 (Wooster, 2/2)	1	20	\$45.00	\$38.25	\$6.75	\$135.00
CHEM 2520	2	340	\$109.99	\$82.49	\$27.50	\$9,350.00
CHEM 2610	1	60	\$109.99	\$82.49	\$27.50	\$1,650.00
CHEM 6110	1	20	\$185.95	\$50.59	\$135.36	\$2,707.20

APPROVAL OF DIGITAL TEXTBOOK FEES

Course Number & Material Type	Number of Sections	Number of Students	List Price	Discounted Price (Course Fee)	Student Savings	Course Savings
CIVILEN 2050	1	56	\$89.99	\$71.99	\$18.00	\$1,008.00
CIVILEN 2060	1	64	\$264.33	\$38.00	\$226.33	\$14,485.12
CIVILEN 2410	1	64	\$124.99	\$99.99	\$25.00	\$1,600.00
CIVILEN 3540	1	56	\$74.99	\$35.00	\$39.99	\$2,239.44
COMM 1100	2	424	\$94.50	\$50.00	\$44.50	\$18,868.00
COMM 2110	8	188	\$137.33	\$38.00	\$99.33	\$18,674.04
COMM 2131	2	56	\$105.83	\$38.00	\$67.83	\$3,798.48
COMM 2331	1	160	\$314.67	\$38.00	\$276.67	\$44,267.20
COMM 3440	1	160	\$84.95	\$56.97	\$27.98	\$4,476.80
COMM 3442	1	52	\$54.95	\$35.97	\$18.98	\$986.96
COMM 3444	1	160	\$90.00	\$39.00	\$51.00	\$8,160.00
COMM 3620	1	160	\$162.99	\$43.75	\$119.24	\$19,078.40
COMM 4337	1	32	\$89.95	\$56.97	\$32.98	\$1,055.36
COMM 4820	1	40	\$49.95	\$32.97	\$16.98	\$679.20
CRPLAN 5001	2	30	\$90.30	\$60.00	\$30.30	\$909.00
CRPSOIL 2300T	1	48	\$199.99	\$35.00	\$164.99	\$7,919.52
CSE 1110	2	120	\$124.99	\$99.99	\$25.00	\$3,000.00
CSE 2111	12	932	\$115.50	\$65.00	\$50.50	\$47,066.00
CSE 2111 (Newark)	2	38	\$152.00	\$98.80	\$53.20	\$2,021.60
CSE 2112	1	64	\$115.95	\$50.59	\$65.36	\$4,183.04
CSFRST 2100	1	24	\$104.99	\$83.99	\$21.00	\$504.00
CSHSPMG 2100	1	24	\$104.99	\$83.99	\$21.00	\$504.00
CSHSPMG 2700	1	38	\$124.99	\$99.99	\$25.00	\$950.00
CSHSPMG 2990	1	48	\$93.32	\$35.00	\$58.32	\$2,799.36
CSHSPMG 4610	1	48	\$159.99	\$35.00	\$124.99	\$5,999.52
EARTHSC 1121H	1	24	\$69.95	\$55.96	\$13.99	\$335.76
EARTHSC 1151	1	177	\$61.95	\$49.56	12.39	\$2,193.03
ECE 2060	1	360	\$242.95	\$50.59	\$192.36	\$69,249.60
ECE 3010	2	72	\$74.99	\$35.00	\$39.99	\$2,879.28
ECE 3030	2	88	\$266.65	\$35.00	\$231.65	\$20,385.20
ECE 3551	1	52	\$266.65	\$35.00	\$231.65	\$12,045.80
ECE 3561	1	86	\$242.95	\$50.59	\$192.36	\$16,542.96
ECE 5460	2	88	\$206.65	\$35.00	\$171.65	\$15,105.20
ECE 6010	1	20	\$156.00	\$88.80	\$67.20	\$1,344.00
ECON 2001.01 (Instructor 1)	2	60	\$145.00	\$69.00	\$76.00	\$4,560.00
ECON 2001.01 (Instructor 2)	2	136	\$79.99	\$63.96	\$16.03	\$2,180.08
ECON 2001.01 (Instructor 3)	1	64	\$104.99	\$83.99	\$21.00	\$1,344.00
ECON 2001.03H (Instructor 1)	1	28	\$109.99	\$82.49	\$27.50	\$770.00

APPROVAL OF DIGITAL TEXTBOOK FEES

Course Number & Material Type	Number of Sections	Number of Students	List Price	Discounted Price (Course Fee)	Student Savings	Course Savings
ECON 2001.03H (Instructor 2)	1	28	\$109.99	\$82.49	\$27.50	\$770.00
ECON 2002.01 (Instructor 1)	2	537	\$104.99	\$83.99	\$21.00	\$11,277.00
ECON 2002.01 (Instructor 2)	2	60	\$145.00	\$69.00	\$76.00	\$4,560.00
ECON 2002.03H	1	28	\$109.99	\$82.49	\$27.50	\$770.00
ECON 2367.02	2	60	\$49.00	\$41.65	\$7.35	\$441.00
ECON 4002.01	1	64	\$99.99	\$82.49	\$17.50	\$1,120.00
ECON 4130	2	128	\$29.00	\$24.65	\$4.35	\$556.80
ECON 4200	1	64	\$289.95	\$56.19	\$233.76	\$14,960.64
ECON 4300	1	92	\$289.95	\$56.19	\$233.76	\$21,505.92
ECON 4400	2	112	\$299.99	\$35.00	\$264.99	\$29,678.88
EDUTL 5137	1	20	\$113.32	\$35.00	\$78.32	\$1,566.40
EDUTL 5365	2	20	\$44.95	\$29.97	\$14.98	\$299.60
EEOB 2520	1	20	\$29.00	\$24.65	\$4.35	\$87.00
EEOB 3310.01	1	20	\$126.56	\$58.69	\$67.87	\$1,357.40
ENGLISH 1110.01	1	8	\$86.95	\$45.69	\$41.26	\$330.08
ENGLISH 1110.03	1	8	\$86.95	\$45.69	\$41.26	\$330.08
ENGLISH 2291	1	88	\$39.95	\$31.96	7.99	\$703.12
ENGLISH 3271	3	72	\$166.60	\$35.00	\$131.60	\$9,475.20
ENGR 1138	1	15	\$78.95	\$36.00	\$42.95	\$644.25
ENR 2100	1	20	\$104.99	\$83.99	\$21.00	\$420.00
ENR 3400	1	80	\$39.00	\$33.15	\$5.85	\$468.00
ENTMLGY 2102	1	28	\$29.00	\$24.65	\$4.35	\$121.80
ENTMLGY 4600	2	480	\$39.00	\$33.15	\$5.85	\$2,808.00
ESEPSY 1259	18	336	\$219.95	\$26.24	\$193.71	\$65,086.56
ESEPSY 2059	5	86	\$103.36	\$39.75	\$63.61	\$5,470.46
ESEPSY 2309	7	168	\$99.99	\$31.20	\$68.79	\$11,556.72
ESSPED 2251	3	32	\$99.99	\$35.00	\$64.99	\$2,079.68
FABENG 3120	1	75	\$107.10	\$60.00	\$47.10	\$3,532.50
FABENG 5160	2	75	\$91.35	\$60.00	\$31.35	\$2,351.25
FDSCTE 2200	1	500	\$34.99	\$27.99	\$7.00	\$3,500.00
FRENCH 1101.01	8	122	\$97.00	\$63.05	\$33.95	\$4,141.90
FRENCH 1101.21	2	30	\$97.00	\$63.05	\$33.95	\$1,018.50
FRENCH 1101.61	3	46	\$97.00	\$63.05	\$33.95	\$1,561.70
FRENCH 1102.01	6	76	\$97.00	\$63.05	\$33.95	\$2,580.20
FRENCH 1102.21	2	30	\$97.00	\$63.05	\$33.95	\$1,018.50
FRENCH 1102.61	3	62	\$97.00	\$63.05	\$33.95	\$2,104.90
FRENCH 1103.01	9	136	\$97.00	\$63.05	\$33.95	\$4,617.20
FRENCH 1103.21	2	30	\$97.00	\$63.05	\$33.95	\$1,018.50

APPROVAL OF DIGITAL TEXTBOOK FEES

Course Number & Material Type	Number of Sections	Number of Students	List Price	Discounted Price (Course Fee)	Student Savings	Course Savings
FRENCH 1103.61	4	80	\$97.00	\$63.05	\$33.95	\$2,716.00
FRENCH 1155.01	4	60	\$97.00	\$63.05	\$33.95	\$2,037.00
FRENCH 1155.21	1	15	\$97.00	\$63.05	\$33.95	\$509.25
GENCHEM 1100T	1	35	\$104.99	\$83.99	\$21.00	\$735.00
GENMATH 1141T	1	24	\$150.00	\$97.50	\$52.50	\$1,260.00
GENMATH 1145T	1	20	\$74.99	\$59.99	\$15.00	\$300.00
GEOG 1900 (title 1/2)	1	153	\$39.00	\$33.15	\$5.85	\$895.05
GEOG 1900 (title 2/2)	1	153	\$213.32	\$35.00	\$178.32	\$27,282.96
HCS 2200	1	280	\$49.00	\$41.65	\$7.35	\$2,058.00
HCS 2201	1	100	\$39.00	\$33.15	\$5.85	\$585.00
HCS 2201E	1	20	\$39.00	\$33.15	\$5.85	\$117.00
HCS 2204	1	16	\$39.00	\$33.15	\$5.85	\$93.60
HCS 2270	1	200	\$39.00	\$33.15	\$5.85	\$1,170.00
HCS 3370	1	80	\$39.00	\$33.15	\$5.85	\$468.00
HCS 3475	1	440	\$39.00	\$33.15	\$5.85	\$2,574.00
HDFS 2210	1	40	\$173.95	\$45.69	\$128.26	\$5,130.40
HDFS 2420	2	80	\$93.32	\$35.00	\$58.32	\$4,665.60
HDFS 3300	1	40	\$93.32	\$35.00	\$58.32	\$2,332.80
HIMS 5648	2	48	\$150.00	\$65.00	\$85.00	\$4,080.00
HISTART 2001	2	272	\$201.95	\$45.69	\$156.26	\$42,502.72
HISTART 2001H	1	20	\$201.95	\$45.69	\$156.26	\$3,125.20
HISTART 2002	3	304	\$201.95	\$45.69	\$156.26	\$47,503.04
HISTORY 1211 (title 1/2)	1	48	\$103.95	\$45.69	\$58.26	\$2,796.48
HISTORY 1211 (title 2/2)	1	48	\$193.99	\$51.50	\$142.49	\$6,839.52
HISTORY 2250	1	20	\$112.99	\$36.90	\$76.09	\$1,521.80
HISTORY 2280	1	32	\$52.95	\$34.77	\$18.18	\$581.76
HTHRHSC 2500	4	620	\$100.00	\$65.00	\$35.00	\$21,700.00
HTHRHSC 3400	2	100	\$39.00	\$33.15	\$5.85	\$585.00
HTHRHSC 3400.01	1	32	\$39.00	\$33.15	\$5.85	\$187.20
HTHRHSC 3500	1	82	\$94.50	\$50.00	\$44.50	\$3,649.00
HTHRHSC 3500 (alternative text)	1	80	\$241.99	\$38.00	\$203.99	\$16,319.20
HTHRHSC 3500.01	1	16	\$94.50	\$50.00	\$44.50	\$712.00
HTHRHSC 4370	1	72	\$39.00	\$33.15	\$5.85	\$421.20
HTHRHSC 4370 (alternative text)	1	48	\$29.00	\$24.65	\$4.35	\$208.80
HTHRHSC 4370.01	1	24	\$29.00	\$24.65	\$4.35	\$104.40
HTHRHSC 5350	2	28	\$49.00	\$41.65	\$7.35	\$205.80
HTHRHSC 5350.01	1	8	\$49.00	\$41.65	\$7.35	\$58.80

APPROVAL OF DIGITAL TEXTBOOK FEES

Course Number & Material Type	Number of Sections	Number of Students	List Price	Discounted Price (Course Fee)	Student Savings	Course Savings
HTHRHSC 5500	3	252	\$125.99	\$91.19	\$34.80	\$8,769.60
HTHRHSC 5500.01	1	24	\$125.99	\$91.19	\$34.80	\$835.20
HTHRHSC 5510	3	88	\$133.32	\$35.00	\$98.32	\$8,652.16
HTHRHSC 5510.01	1	16	\$133.32	\$35.00	\$98.32	\$1,573.12
HTHRHSC 5650	2	32	\$54.95	\$35.97	\$18.98	\$607.36
HUMNTR 2310	1	400	\$95.55	\$60.00	\$35.55	\$14,220.00
HUMNTR 2410	8	800	\$99.75	\$60.00	\$39.75	\$31,800.00
HUMNTR 5611 (title 1/2)	1	20	\$199.95	\$50.59	\$149.36	\$2,987.20
HUMNTR 5611 (title 2/2)	1	20	\$231.95	\$50.59	\$181.36	\$3,627.20
ISE 2040.01	4	320	\$102.00	\$60.00	\$42.00	\$13,440.00
ISE 2040.02	1	2	\$102.00	\$60.00	\$42.00	\$84.00
ISE 5110	2	40	\$120.00	\$69.00	\$51.00	\$2,040.00
ISE 5830	2	48	\$376.95	\$56.19	\$320.76	\$15,396.48
ITALIAN 1101.03	5	60	\$202.50	\$85.00	\$117.50	\$7,050.00
ITALIAN 1101.71	12	32	\$202.50	\$85.00	\$117.50	\$3,760.00
KNSFHP 1104	4	144	\$138.95	\$50.59	\$88.36	\$12,723.84
KNSFHP 1150.01	2	48	\$150.00	\$38.00	\$112.00	\$5,376.00
KNSFHP 1150.02	1	48	\$150.00	\$38.00	\$112.00	\$5,376.00
KNSFHP 3312	1	48	\$84.00	\$50.00	\$34.00	\$1,632.00
MATH 1050	13	252	\$89.00	\$57.85	\$31.15	\$7,849.80
MATH 1075	12	685	\$103.95	\$60.00	\$43.95	\$30,105.75
MATH 1125	3	110	\$93.32	\$38.00	\$55.32	\$6,085.20
MATH 1138	1	15	\$78.95	\$36.00	\$42.95	\$644.25
MATH 1148	11	1,265	\$122.35	\$65.00	\$57.35	\$72,547.75
MATH 1148 (alternative text)	1	28	\$263.33	\$38.00	\$225.33	\$6,309.24
MATH 1149	2	268	\$122.35	\$30.00	\$92.35	\$24,749.80
MATH 1150	6	450	\$122.35	\$65.00	\$57.35	\$25,807.50
MATH 1156	2	105	\$74.99	\$59.99	\$15.00	\$1,575.00
MBA 6211	2	80	\$138.08	\$60.00	\$78.08	\$6,246.40
MBA 6233	2	80	\$74.99	\$35.00	\$39.99	\$3,199.20
MBA 6253	3	120	\$306.65	\$35.00	\$271.65	\$32,598.00
MDN 6000 (title 1/2)	1	20	\$199.95	\$50.59	\$149.36	\$2,987.20
MDN 6000 (title 2/2)	1	20	\$231.95	\$50.59	\$181.36	\$3,627.20
MDN 6400	1	24	\$231.95	\$50.59	\$181.36	\$4,352.64
MECHENG 4901.01	1	40	\$114.95	\$50.59	\$64.36	\$2,574.40
MECHENG 4901.02	1	36	\$114.95	\$50.59	\$64.36	\$2,316.96
MEDCOLL 7795	1	15	\$110.00	\$47.00	\$63.00	\$945.00

APPROVAL OF DIGITAL TEXTBOOK FEES

Course Number & Material Type	Number of Sections	Number of Students	List Price	Discounted Price (Course Fee)	Student Savings	Course Savings
MEDDIET 4900	1	24	\$231.95	\$50.59	\$181.36	\$4,352.64
MICROBIO 4000.01	2	544	\$53.00	\$42.40	\$10.60	\$5,766.40
MICROBIO 4000.02	1	86	\$53.00	\$42.40	\$10.60	\$911.60
MOLGEN 4500.01 (title 1/2)	3	400	\$104.99	\$83.99	\$21.00	\$8,400.00
MOLGEN 4500.01 (title 2/2)	3	400	\$39.00	\$33.15	\$5.85	\$2,340.00
MOLGEN 4500.02 (title 1/2)	1	160	\$104.99	\$83.99	\$21.00	\$3,360.00
MOLGEN 4500.02 (title 2/2)	1	160	\$29.00	\$24.65	\$4.35	\$696.00
MOLGEN 4500E (title 1/2)	4	80	\$104.99	\$83.99	\$21.00	\$1,680.00
MOLGEN 4500E (title 2/2)	4	80	\$29.00	\$24.65	\$4.35	\$348.00
MOLGEN 4606	1	60	\$287.99	\$75.00	\$212.99	\$12,779.40
MOLGEN 5607	2	80	\$86.95	\$69.56	\$17.39	\$1,391.20
MOLGEN 5607E	1	8	\$86.95	\$69.56	\$17.39	\$139.12
MOLGEN 5650	2	25	\$96.99	\$72.74	\$24.25	\$606.25
MUSIC 2250	1	48	\$94.00	\$61.10	\$32.90	\$1,579.20
MUSIC 3351	1	64	\$94.00	\$61.10	\$32.90	\$2,105.60
NRSRPT 8890	3	36	\$45.00	\$21.00	\$24.00	\$864.00
PHYSICS 1200	8	784	\$119.99	\$45.00	\$74.99	\$58,792.16
PHYSICS 1200 (Marion)	1	20	\$41.95	\$27.27	\$14.68	\$293.60
PHYSICS 1201	4	360	\$119.99	\$45.00	\$74.99	\$26,996.40
PHYSICS 1250	13	1,360	\$85.00	\$40.00	\$45.00	\$61,200.00
PHYSICS 1251	4	548	\$40.00	\$20.00	\$20.00	\$10,960.00
PHYSICS 1260	3	160	\$74.99	\$59.99	\$15.00	\$2,400.00
PHYSIO 3200	1	212	\$115.50	\$60.00	\$55.50	\$11,766.00
POLITSC 1300	1	80	\$42.00	\$33.60	\$8.40	\$672.00
PORTGSE 1101.01	2	30	\$99.99	\$38.99	\$61.00	\$1,830.00
PORTGSE 1102.01	1	15	\$99.99	\$38.99	\$61.00	\$915.00
PORTGSE 1103	1	15	\$99.99	\$38.99	\$61.00	\$915.00
PSYCH 1100 (alternative 1)	1	30	\$219.95	\$35.00	\$184.95	\$5,548.50
PSYCH 1100 (alternative 2)	3	66	\$259.99	\$35.00	\$224.99	\$14,849.34
PSYCH 1100 (alternative 3)	2	64	\$106.00	\$68.90	\$37.10	\$2,374.40
PSYCH 1100 (alternative 4)	3	64	\$65.00	\$52.00	\$13.00	\$832.00
PSYCH 1100 (alternative 5)	2	56	\$84.99	\$62.24	\$22.75	\$1,274.00
PSYCH 1100 (alternative 6)	3	84	\$94.50	\$50.00	\$44.50	\$3,738.00
PSYCH 1100 (alternative 7)	2	56	\$236.99	\$62.25	\$174.74	\$9,785.44
PSYCH 1100 (alternative 8)	1	28	\$196.95	\$50.59	\$146.36	\$4,098.08
PSYCH 1100 (primary text)	28	1,400	\$219.95	\$43.00	\$176.95	\$247,730.00
PSYCH 1100E (Lima, book 1/2)	1	10	\$259.99	\$35.00	\$224.99	\$2,249.90

APPROVAL OF DIGITAL TEXTBOOK FEES

Course Number & Material Type	Number of Sections	Number of Students	List Price	Discounted Price (Course Fee)	Student Savings	Course Savings
PSYCH 1100E (Lima, book 2/2)	1	10	\$259.99	\$35.00	\$224.99	\$2,249.90
PSYCH 1100E (Marion)	2	30	\$65.00	\$52.00	\$13.00	\$390.00
PSYCH 1100H	7	140	\$299.99	\$38.00	\$261.99	\$36,678.60
PSYCH 1100H (alternative text)	1	5	\$219.95	\$43.00	\$176.95	\$884.75
PSYCH 2220	6	480	\$106.00	\$55.00	\$51.00	\$24,480.00
PSYCH 2220 (alternative text)	1	16	\$219.95	\$50.59	\$169.36	\$2,709.76
PSYCH 2220H	1	24	\$298.99	\$77.75	\$221.24	\$5,309.76
PSYCH 2300	6	415	\$68.95	\$55.16	\$13.79	\$5,722.85
PSYCH 2300 (Newark)	1	20	\$241.20	\$35.00	\$206.20	\$4,124.00
PSYCH 3310	2	128	\$196.95	\$50.59	\$146.36	\$18,734.08
PSYCH 3312	2	880	\$80.00	\$64.00	\$16.00	\$14,080.00
PSYCH 3313	5	344	\$219.95	\$50.59	\$169.36	\$58,259.84
PSYCH 3313 (Mansfield)	1	28	\$79.99	\$63.99	\$16.00	\$448.00
PSYCH 3325	6	100	\$79.95	\$63.96	\$15.99	\$1,599.00
PSYCH 3325 (Newark)	1	20	\$219.95	\$50.59	\$169.36	\$3,387.20
PSYCH 3331	9	338	\$93.32	\$35.00	\$58.32	\$19,712.16
PSYCH 3331 (Lima)	1	30	\$106.00	\$68.90	\$37.10	\$1,113.00
PSYCH 3331 (Newark)	1	20	\$90.00	\$50.00	\$40.00	\$800.00
PSYCH 3331E	1	8	\$90.00	\$50.00	\$40.00	\$320.00
PSYCH 3331H	1	24	\$93.32	\$35.00	\$58.32	\$1,399.68
PSYCH 3340	2	120	\$94.50	\$50.00	\$44.50	\$5,340.00
PSYCH 3375	1	20	\$90.00	\$39.00	\$51.00	\$1,020.00
PSYCH 3513	3	176	\$65.00	\$52.00	\$13.00	\$2,288.00
PSYCH 3530	1	96	\$65.00	\$52.00	\$13.00	\$1,248.00
PSYCH 3550 (Newark)	1	20	\$246.65	\$35.00	\$211.65	\$4,233.00
PSYCH 4508	1	60	\$110.00	\$47.00	\$63.00	\$3,780.00
PSYCH 4531	1	20	\$268.67	\$38.00	\$230.67	\$4,613.40
PSYCH 4540	1	24	\$49.99	\$39.99	\$10.00	\$240.00
PSYCH 4543	1	24	\$67.73	\$38.00	\$29.73	\$713.52
SOCIO 1101	1	416	\$100.00	\$49.00	\$51.00	\$21,216.00
SOCIO 2209	2	104	\$93.32	\$35.00	\$58.32	\$6,065.28
SOCIO 2210	1	48	\$119.99	\$35.00	\$84.99	\$4,079.52
SOCIO 2463	1	52	\$110.00	\$47.00	\$63.00	\$3,276.00
SOCIO 3487	2	96	\$231.95	\$45.69	\$186.26	\$17,880.96
SOCWORK 1120	10	264	\$173.95	\$45.69	\$128.26	\$33,860.64
SOCWORK 1130	11	290	\$231.95	\$45.69	\$186.26	\$54,015.40
SOCWORK 1130H	1	20	\$231.95	\$45.69	\$186.26	\$3,725.20

APPROVAL OF DIGITAL TEXTBOOK FEES

Course Number & Material Type	Number of Sections	Number of Students	List Price	Discounted Price (Course Fee)	Student Savings	Course Savings
SOCWORK 3101	9	212	\$131.85	\$45.69	\$86.16	\$18,265.92
SOCWORK 3201 (1/2)	2	36	\$135.00	\$57.00	\$78.00	\$2,808.00
SOCWORK 3201 (2/2)	2	36	\$43.00	\$20.20	\$22.80	\$820.80
SOCWORK 3301	2	54	\$246.65	\$35.00	\$211.65	\$11,429.10
SOCWORK 3401	10	220	\$110.00	\$47.00	\$63.00	\$13,860.00
SOCWORK 3401H	1	12	\$110.00	\$47.00	\$63.00	\$756.00
SOCWORK 3501	10	220	\$173.95	\$45.69	\$128.26	\$28,217.20
SOCWORK 3502	1	16	\$199.99	\$35.00	\$164.99	\$2,639.84
SOCWORK 3597	4	102	\$196.95	\$50.59	\$146.36	\$14,928.72
SOCWORK 3600	5	118	\$231.95	\$45.69	\$186.26	\$21,978.68
SOCWORK 4501	9	216	\$110.00	\$47.00	\$63.00	\$13,608.00
SOCWORK 4502	9	216	\$193.32	\$35.00	\$158.32	\$34,197.12
SOCWORK 4503	1	26	\$202.95	\$45.69	\$157.26	\$4,088.76
SOCWORK 5014	2	26	\$110.00	\$47.00	\$63.00	\$1,638.00
SOCWORK 5015 (1/2)	6	78	\$202.95	\$45.69	\$157.26	\$12,266.28
SOCWORK 5015 (2/2)	6	78	\$30.00	\$17.36	\$12.64	\$985.92
SOCWORK 5023	2	24	\$135.00	\$57.00	\$78.00	\$1,872.00
SOCWORK 6301	12	288	\$85.57	\$35.00	\$50.57	\$14,564.16
SOCWORK 6302	1	20	\$186.65	\$35.00	\$151.65	\$3,033.00
SOCWORK 6501 (1/2)	12	202	\$99.99	\$35.00	\$64.99	\$13,127.98
SOCWORK 6501 (2/2)	12	202	\$113.32	\$35.00	\$78.32	\$15,820.64
SOCWORK 7512	4	78	\$231.95	\$45.69	\$186.26	\$14,528.28
SOCWORK 7530	3	64	\$90.00	\$39.00	\$51.00	\$3,264.00
SOCWORK 7621	1	20	\$186.65	\$35.00	\$151.65	\$3,033.00
SOCWORK 7630	6	128	\$231.95	\$45.69	\$186.26	\$23,841.28
SPANISH 1101	19	180	\$104.99	\$38.99	\$66.00	\$11,880.00
SPANISH 1102	38	325	\$104.99	\$38.99	\$66.00	\$21,450.00
SPANISH 1103	52	430	\$104.99	\$38.99	\$66.00	\$28,380.00
SPANISH 1155	20	72	\$104.99	\$38.99	\$66.00	\$4,752.00
SPANISH 2202	5	84	\$104.99	\$83.99	\$21.00	\$1,764.00
STAT 1350.01	8	420	\$96.99	\$72.74	\$24.25	\$10,185.00
STAT 1350.02	2	410	\$96.99	\$72.74	\$24.25	\$9,942.50
STAT 1430.01	6	608	\$104.99	\$67.99	\$37.00	\$22,496.00
STAT 1430.02	2	120	\$104.99	\$67.99	\$37.00	\$4,440.00
STAT 1450.01	4	180	\$96.99	\$72.74	\$24.25	\$4,365.00
STAT 1450.02	1	96	\$96.99	\$72.74	\$24.25	\$2,328.00
STAT 2450.01	1	157	\$96.99	\$72.74	\$24.25	\$3,807.25

APPROVAL OF DIGITAL TEXTBOOK FEES

Course Number & Material Type	Number of Sections	Number of Students	List Price	Discounted Price (Course Fee)	Student Savings	Course Savings
STAT 2480.01	2	120	\$96.99	\$72.74	\$24.25	\$2,910.00
STAT 2480.02	1	80	\$96.99	\$72.74	\$24.25	\$1,940.00
STAT 3201	4	157	\$231.95	\$50.59	\$181.36	\$28,473.52
STAT 3440	2	40	\$285.00	\$38.00	\$247.00	\$9,880.00
STAT 3450.01	1	162	\$105.00	\$60.00	\$45.00	\$7,290.00
STAT 3450.02	1	80	\$105.00	\$60.00	\$45.00	\$3,600.00
STAT 3470.01	4	460	\$100.00	\$65.00	\$35.00	\$16,100.00
STAT 3470.02	1	120	\$100.00	\$65.00	\$35.00	\$4,200.00
STAT 4201	1	72	\$186.65	\$35.00	\$151.65	\$10,918.80
STAT 4202	1	72	\$186.65	\$35.00	\$151.65	\$10,918.80
STAT 5301	2	44	\$231.95	\$50.59	\$181.36	\$7,979.84
THEATRE 2100	2	480	\$72.00	\$46.80	\$25.20	\$12,096.00
THEATRE 2100H	3	58	\$72.00	\$46.80	\$25.20	\$1,461.60
TOTAL SAVINGS						\$3,662,495

APPROVAL OF NON-RESIDENT TUITION WAIVER FOR OHIO STATE STUDENTS WHO ARE VETERANS, MILITARY MEMBERS, OR THEIR IMMEDIATE FAMILIES

Synopsis: Waiver of the non-resident surcharge for Ohio State students who are veterans, military members, or their immediate families for Fiscal Year 2024 and Fiscal Year 2025 is proposed.

WHEREAS the Board of Trustees of The Ohio State University supports academic programs that meet the needs of Ohio State students; and

WHEREAS Ohio State students who are veterans or military members, with 90 days or more of honorable service in the United States uniformed services, and their immediate families, defined as spouses and/or children, that do not qualify for in-state tuition because of the intricacies of federal and state regulations, would benefit from an expanded policy that extends a waiver of the non-resident surcharge; and

WHEREAS Ohio State has, since Spring Semester 2019, requested and received a tuition waiver that allows the university to assess a \$5 non-resident tuition surcharge to eligible students, rather than the respective undergraduate non-resident surcharge based on their assigned tuition guarantee cohort; and

WHEREAS the university seeks to continue the fee waiver that reduces the non-resident surcharge to \$5 for eligible veterans, military members, and their immediate families, but the current waiver expires at the end of Summer 2023 term; and

WHEREAS the Ohio Department of Higher Education (ODHE) requires a Board of Trustees resolution to consider a new tuition waiver per Ohio Revised Code and ODHE directive 2009-011:

NOW THEREFORE

BE IT RESOLVED, That the Board of Trustees hereby approves to waive all but \$5 of the non-resident tuition surcharge for The Ohio State University students who are veterans or military members, with 90 days or more of honorable service in the United States uniformed services, and their immediate families, that do not otherwise qualify for in-state tuition; and

BE IT FURTHER RESOLVED, That this approval will become effective for all semesters and terms, beginning Autumn 2023 semester, through June 30, 2025; and

BE IT FURTHER RESOLVED, That the administration will seek approval of a tuition waiver from the Ohio Department of Higher Education for state Fiscal Years 2024 and 2025.