

**WEDNESDAY, JULY 10, 2019
BOARD OF TRUSTEES MEETING**

Timothy P. Smucker
Abigail S. Wexner
Alex Shumate
Cheryl L. Krueger
Brent R. Porteus
Erin P. Hoeflinger
Alex R. Fischer
Hiroyuki Fujita
Alan A. Stockmeister
John W. Zeiger
Gary R. Heminger
Elizabeth P. Kessler
Lewis Von Thaer
Jeff M.S. Kaplan
Janice M. Bonsu
Anand Shah
Alan VanderMolen
Janet Porter
James D. Klingbeil

Location: Longaberger Alumni House
Sanders Grand Lounge

Time: 2:30 p.m. – 5:00 p.m.

Executive Session (*convenes in Rockow Boardroom*)

2:30 p.m. – 3:25 p.m.

Public Session – Items for Action

3:30 p.m. – 4:05 p.m.

1. Approval of FY2020 Tuition and Mandatory Fees – Mr. Papadakis,
Ms. Devine
2. Approval of FY2020 User Fees and Charges – Mr. Papadakis,
Ms. Devine
3. Authorization to Create and Manage Pass-Through Fees
– Mr. Papadakis, Ms. Devine

Executive Session (*convenes in Rockow Boardroom*)

4:15 p.m. – 5:00 p.m.

**APPROVAL OF FISCAL YEAR 2020
TUITION AND MANDATORY FEES**

Synopsis: Approval of instructional and mandatory fees and non-residential and international surcharges for undergraduate and graduate students at all campuses of The Ohio State University for the fiscal year 2020, is proposed.

WHEREAS the Board of Trustees of The Ohio State University supports the university's continued implementation of the Academic Plan and its initiatives to meet the needs of Ohio State students; and

WHEREAS the Ohio General Assembly has enacted an interim budget through July 17, 2019, and continues its work on a biennial operating budget for state fiscal years 2020 and 2021; and

WHEREAS the state budget contains higher education funding through the State Share of Instruction and special purpose appropriations; and

WHEREAS the university established the Ohio State Tuition Guarantee program in fiscal year 2018, which sets the cost of tuition, mandatory fees, and room and board rates for each incoming class of Ohio resident students for four years; and

WHEREAS Ohio resident students in the Tuition Guarantee cohorts that began in fiscal years 2018 and 2019 will continue at the rates established for their cohorts and will therefore see no change (0%) in their tuition, mandatory fees, and room and board rates for fiscal year 2020; and

WHEREAS new first-year Ohio resident undergraduate students enrolled at all campuses in 2019-20 will be part of a new Ohio State Tuition Guarantee cohort; and

WHEREAS Ohio Revised Code 3345.48 establishes that institutions with tuition guarantee programs may increase the instructional and mandatory fees for each incoming class of first-year undergraduate students by the total of inflation (1.5% for fiscal year 2020 as defined by the 60-month average of the Consumer Price Index-Urban) and any tuition flexibility allowed under the State of Ohio biennial budget bill; and

WHEREAS the university administration now presents recommendations for tuition and mandatory fees and non-residential and international surcharges for the Columbus, Lima, Mansfield, Marion and Newark campuses and for the Agricultural Technical Institute (ATI) at Wooster for the fiscal year 2020:

NOW THEREFORE

BE IT RESOLVED, That the Board of Trustees hereby approves the recommendation of the administration and hereby approves rates for the 2019-20 academic year for all campuses, effective autumn semester 2019, as follows and as outlined in the attached document:

- That tuition, mandatory fees, housing rates and dining rates will be part of the Ohio State Tuition Guarantee for new first-year Ohio resident undergraduate students, and that tuition (the instructional fee and general fee) for this cohort will increase by 3.5%, unless such increase is disallowed by the Ohio General Assembly, in which case tuition shall increase by the closest rate allowable in the final State of Ohio biennial budget for state fiscal years 2020 and 2021. Changes to housing and dining rates are addressed in the Fiscal Year 2020 User Fees and Charges resolution; and

**APPROVAL OF FISCAL YEAR 2020
TUITION AND MANDATORY FEES (CONTINUED)**

- That tuition mandatory fees for continuing Ohio resident undergraduate students — including previous Tuition Guarantee cohorts and students who began prior to the creation of the Ohio State Tuition Guarantee — will not increase; and
- That instructional and mandatory fees for graduate programs will not increase. Changes to differential fees for certain programs are addressed in the Fiscal Year 2020 User Fees and Charges resolution; and
- That the non-resident surcharge for undergraduates and most graduate students will be increased by 4.8%. Exceptions for certain graduate programs are addressed in the Fiscal Year 2020 User Fees and Charges resolution; and
- That the international surcharge for undergraduate students will not increase (0% change).



THE OHIO STATE UNIVERSITY

Tuition, fees and other rates

Michael Papadakis, SVP and CFO

Board of Trustees | July 10, 2019



Background: Affordability at Ohio State

Controlling tuition

- Since FY17, incoming in-state students benefit from the Ohio State Tuition Guarantee
 - Provides predictability for each entering cohort by locking rates for four years
- University has frozen base tuition and fees for existing resident students since 2012-13
 - No. 1 flagship for lowest in-state increases over past decade; No. 4 out-of-state
 - A fourth straight class of resident students will graduate this spring with no increases

Expanding aid

- More than \$150 million in additional need-based aid supports 33,000 students since FY15
 - Buckeye Opportunity Program covers tuition and fees for Ohio Pell students
 - 15,000 President's Affordability Grants for low- and middle-income Ohioans
 - Land Grant Opportunity Scholarships doubled, starting in Autumn 2018



Proposed tuition and fees for 2019-20

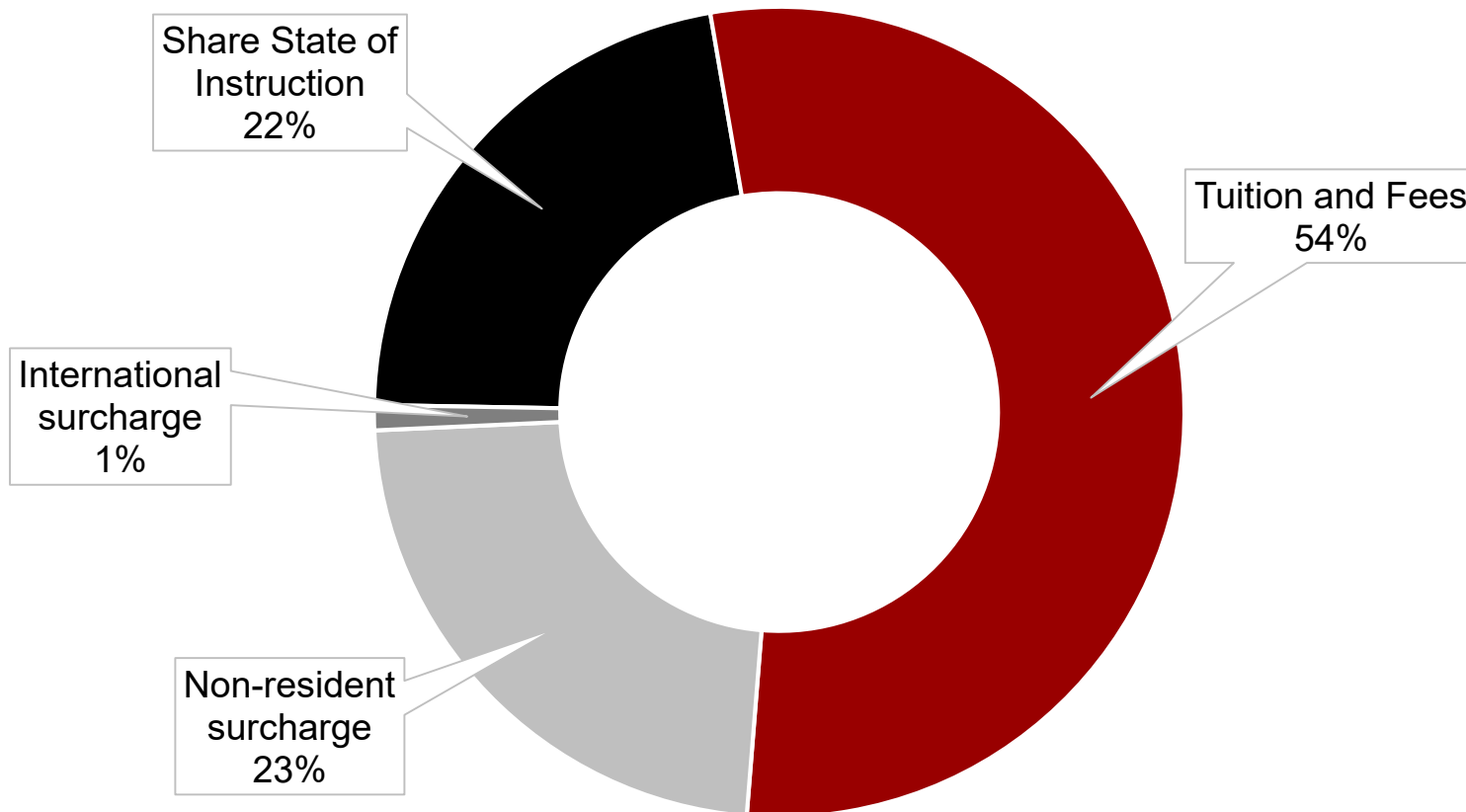
Proposed freezes	Rate
Resident (base) tuition & fees – continuing undergraduate students	0% - no change
Program, course and technology fees	
International surcharge	
Resident (base) tuition & fees – graduate degrees	

Proposed increases	Rate
Resident (base) tuition & fees – incoming first year undergraduates (to be frozen for four years under Tuition Guarantee)	3.5% tuition (2.0% + CPI of 1.5%); 0% other mandatory fees
Non-resident surcharge	4.8%
Housing	2.2%
Dining	2.2%
Student health insurance	2.0% (pass through/private vendor)
Graduate and professional	Market-driven



Undergraduate support

Nearly 78% of revenue is from undergraduate tuition; state provides 22%





Undergraduate tuition



Summary: Undergraduate tuition/fees for FY20

	Freshmen	Continuing students	Notes
Base tuition	3.5% frozen for 4 yrs (Tuition Guarantee)	0%	Cap - 2.0% + CPI - 1.5%
Non-resident surcharge	4.8%		Consistent with previous years
International surcharge	0%		Last increased in 2017
Program, course and technology fees	0%		70% of course fees eliminated in Spring 2019

COST COMPARISONS* – TOTAL TUITION AND MANDATORY FEES FOR FRESHMEN

	FY20	Change	Comparison to FY19 peers (1=most affordable)
Ohio residents	\$11,084	\$358	7 th in Big Ten (same as FY19); 3 rd among Ohio's 6 selective universities
U.S. non-resident	\$32,061	\$1,319	6 th in Big Ten (4 th in FY19)
International	\$34,989	\$1,319	7 th in Big Ten (same as FY19)

*Rates shown are for Columbus campus



Housing and Dining



Background: Housing and Dining (Columbus)

- Housing and Dining rates were frozen in FY16 and FY17
- Rates were reset in FY18 as part of new Tuition Guarantee structure
 - 6% housing increase and 3% dining increase
- Rates increased 1.5% in FY19 for new incoming students as part of Tuition Guarantee

HOUSING

- Rates support operations, repair and maintenance costs, and debt payments
- Efficiencies keep increases well below North Residential District financial model
- Off-campus benchmarking shows 3-5% increases for market

DINING

- Based on student input, university has simplified and enhanced meal plan options
 - Declining Balance plan introduced in FY17 for second year and above
 - Increased dining dollars discount to 35% at campus locations
 - Meal exchanges in retail restaurants increased \$3 to current value of \$8



Proposed for Housing and Dining

2.2% increase to cover operating, repair and maintenance, and debt costs

Housing	FY19	FY20	Proposed Increase
Rate I	\$8,472	\$8,658	\$186
Rate II	\$7,058	\$7,214	\$156
Rate IIA	\$6,832	\$6,982	\$150
Rate III	\$6,596	\$6,742	\$146

Dining	FY19	FY20	Proposed Increase
Scarlet 14	\$4,720	\$4,824	\$104
Declining Balance	\$4,212	\$4,304	\$92
Gray 10	\$3,962	\$4,050	\$88
Unlimited	\$3,866	\$3,952	\$86
McConnell (Newark)	\$2,760	\$2,820	\$60

COST COMPARISONS – MOST COMMON HOUSING AND DINING

	FY20	Change	Comparison to FY19 peers (1=most affordable)
Rate I & Gray 10	\$12,708	\$274	3 rd among Ohio publics (unchanged)



Undergraduate Summary



Summary: Undergraduate rates (Columbus)

OHIO STATE TUITION GUARANTEE - COLUMBUS

TOTAL OF BASE (RESIDENT) TUITION, MANDATORY FEES, HOUSING & DINING

DESCRIPTION	FY15	FY18	FY19	FY20	1-year change		Frozen through
Cohort 2017-18	NA	\$22,843	\$22,843	\$22,843	\$0	0.0%	FY21
Cohort 2018-19	NA		\$23,160	\$23,160	\$0	0.0%	FY22
Cohort 2019-20	NA			\$23,792	\$632	2.7%	FY23

UNDERGRADUATE TUITION & FEES - COLUMBUS

DESCRIPTION	FY15	FY18	FY19	FY20	1-year change		5 YEAR CAGR
-------------	------	------	------	------	---------------	--	-------------

BASE (RESIDENT) TUITION AND MANDATORY FEES

Continuing (pre-Guarantee)	\$10,037	\$10,037	\$10,037	\$10,037	\$0	0.0%	NA
Cohort 2017-18		\$10,591	\$10,591	\$10,591	\$0	0.0%	1.1%
Cohort 2018-19			\$10,726	\$10,726	\$0	0.0%	1.3%
Cohort 2019-20				\$11,084	\$358	3.3%	2.0%

U.S. NON-RESIDENT TUITION AND FEES

Continuing (pre-Guarantee)	\$26,537	\$29,141	\$30,053	\$31,014	\$961	3.2%	NA
Cohort 2017-18		\$29,695	\$30,607	\$31,568	\$961	3.1%	3.1%
Cohort 2018-19			\$30,742	\$31,703	\$961	3.1%	3.6%
Cohort 2019-20				\$32,061	\$1,319	4.3%	3.9%

INTERNATIONAL TUITION AND FEES

Continuing (pre-Guarantee)	\$30,161	\$31,073	\$31,985	\$32,946	\$961	3.0%	NA
Cohort 2017-18		\$32,623	\$33,535	\$34,496	\$961	2.9%	4.2%
Cohort 2018-19			\$33,670	\$34,631	\$961	2.9%	4.7%
Cohort 2019-20				\$34,989	\$1,319	3.9%	4.9%

HOUSING AND DINING (rates for previous Tuition Guarantee cohorts continue to be frozen)

Housing (Rate I plan)	\$6,560	\$8,348	\$8,472	\$8,658	\$186	2.2%	5.7%
Dining (Gray 10 plan)	\$3,700	\$3,904	\$3,962	\$4,050	\$88	2.2%	1.8%
Total - housing and dining	\$10,260	\$12,252	\$12,434	\$12,708	\$274	2.2%	4.4%

For new first year students in FY18 and FY19, rates of change are calculated against rate charged for closest comparison group.

CAGR = Compound Annual Growth Rate



Health Insurance



Overview: Student Health Insurance

- All Ohio State students are required to have health insurance
 - Domestic (U.S.) students may choose outside insurance
 - Most domestic students (87%) choose outside insurance
 - International students are required to enroll in Ohio State's plan
- Rates cover cost of third-party vendor; 100% is passed through

PROPOSAL FOR FY20

Comprehensive Health Plan	FY19	FY20	Change
Student	\$3,252	\$3,316	2.0%
Student & Spouse	\$6,504	\$6,632	2.0%
Student & Children	\$9,756	\$9,948	2.0%
Student & Family	\$13,008	\$13,264	2.0%

Graduate and Professional Tuition and Fees



Graduate/professional proposals for 2019-20

- Board has traditionally supported market-based pricing

Topic	Proposal
Professional school differential fees	9 programs seek increases; 1 new program also seeks a fee
Dentistry: Clinic fees	Fund pre-clinical and clinical costs
Education & Human Ecology: Program Fee	New program; fund operating costs and salaries needed to meet the accreditation requirement by the State of Ohio
Optometry: Tuition deposit fee	Charged with applications; is applied toward tuition if students attend
Optometry: Association fee	Charged to all students as a pass-thru for membership to American Optometric Student Association (AOSA)
Anatomy: Graduate course fees	Cover costs of labs



2019-20 Proposed Differential Fees

NOTE: DIFFERENTIAL FEES ARE SHOWN AT THE PER-SEMESTER RATE; SCHEDULE VARIES BY PROGRAM

College	Fee Name	Current	Proposed	Proposed Increase	Proposed Increase %	Non-Resident: Current	Non-Resident: Proposed	Non-Resident: Proposed Increase
Business	MBOE	\$53,485 (One-time fee-entire degree)	\$54,585 (One-time fee-entire degree)	\$1,100	2.1%	\$15	\$15	0.0%
	Graduate Business Leadership Certificate	N/A New program	\$25,000 (One-time fee-entire degree)	N/A New program	N/A New program	N/A New program	\$0	N/A New program
Dentistry	Dentistry - Rank 1	See Dentistry section, which includes differential and clinic fee proposals						
	Dentistry - Ranks 2-4							
Law	Doctor of Jurisprudence (J.D.)	\$14,992	\$15,292	\$300	2.0%	\$7,476	\$7,476	0.0%
	Master in Study of Law (MSL)	N/A New differential	\$2,312	N/A New differential	N/A New differential	\$7,476	\$7,476	0.0%
Nursing	Doctor of Nursing Practice Program	N/A New differential	\$2,000	N/A New differential	N/A New differential	\$5	\$5	0.0%
	Master of Science in Nursing Program	N/A New differential	\$2,000	N/A New differential	N/A New differential	\$11,252 (in person) / \$5 online	\$11,792 (in person) / \$5 online	4.8% / 0.0%
Optometry	Optometry - Ranks 1-2	\$13,204	\$13,468	\$264	2.0%	\$10,528	\$10,528	0.0%
	Optometry - Ranks 3-4	\$11,724	\$11,956	\$232	2.0%	\$8,912	\$8,912	0.0%
Pharmacy	Pharmacy Ranks 1-4	\$11,248	\$11,696	\$448	4.0%	\$11,848	\$12,417	4.8%
Veterinary Medicine	Veterinary Medicine - Ranks 1-4	\$15,460	\$15,768	\$308	2.0%	\$19,188	\$19,668	2.5%



Dentistry: Differential and clinic education support fees

- Funds modern instruments, technology and services (such as sterilization)
 - Resources are essential to attract top students and faculty
- Continued compliance with Commission on Dental Accreditation standards

NOTE: FEES ARE SHOWN AT THE PER-SEMESTER RATE; RANK 1 IS 2 SEMESTERS; OTHER RANKS ARE 3

Fee Name	Current	Proposed	Proposed Increase	Proposed Increase %	Non-Resident: Current	Non-Resident: Proposed	Non-Resident: Proposed Increase
----------	---------	----------	-------------------	---------------------	-----------------------	------------------------	---------------------------------

Differentials

Dentistry - Rank 1	\$17,388	\$18,170	\$782	4.5%	\$20,592	\$21,210	3.0%
Dentistry - Ranks 2-4	\$15,420	\$15,960	\$540	3.5%	\$18,260	\$18,808	3.0%

Clinic Fees

Dentistry - Rank 1	\$1,476	\$1,993	\$517	35.0%	NA	NA	NA
Dentistry - Ranks 2-4	\$1,309	\$1,636	\$327	25.0%	NA	NA	NA

Overall

Dentistry - Rank 1	\$18,864	\$20,163	\$1,299	6.9%	\$20,592	\$21,210	3.0%
Dentistry - Ranks 2-4	\$16,729	\$17,596	\$867	5.2%	\$18,260	\$18,808	3.0%

COST COMPARISONS – BIG TEN

	FY20	Change	Comparison to FY19 peers (1=most affordable)
Rank 1	\$20,163	\$1,299	2 nd of 8 Big Ten programs
Rank 2-4	\$17,596	\$867	5 th of 8 Big Ten programs



Education & Human Ecology: Program Fee

- New master’s program fee for specialization in Couple and Family Therapy
- \$832 per semester funds operating costs and salaries needed to meet the accreditation requirement by the State of Ohio

College	Fee Name	Current	Proposed	Proposed Increase	Proposed Increase %
Education & Human Ecology	Master in Couple & Family Therapy	N/A New program	\$832	N/A New program	N/A New program

COST COMPARISONS – Peer Group

	Cost per Semester	No. of Semesters	Total Cost
Ohio State	\$ 6,796	6	\$ 40,776
Akron	\$ 4,900	9	\$ 44,100
Purdue Northwest	\$ 7,632	9	\$ 68,688
Kentucky	\$ 15,112	6	\$ 90,672



Optometry: Tuition deposit and association fee

TUITION DEPOSIT

- Deposit holds a space in incoming class; fee is applied toward students' tuition
- Proposal would increase incentive to ensure students are serious applicants
- \$750 would align with peers: UC Berkeley, Illinois, State University of New York
 - Nine other programs charge \$1,000 or higher

ASSOCIATION FEE

- Ohio State collects pass-through fee for American Optometric Student Association
 - Benefits include job assistance and scholarship information

College	Fee Name	Current	Proposed	Proposed Increase	Proposed Increase %	Non-Resident: Current	Non-Resident: Proposed	Non-Resident: Proposed Increase
Deposit								
Optometry	Optometry - Ranks 1-2	\$500	\$750	\$250	50.0%	NA	NA	NA
	Optometry - Ranks 3-4	\$500	\$750	\$250	50.0%	NA	NA	NA
Association (pass-thru)								
Optometry	Optometry - Ranks 1-2	\$55	\$70	\$15	27.3%	NA	NA	NA
	Optometry - Ranks 3-4	\$55	\$70	\$15	27.3%	NA	NA	NA



Anatomy: Graduate course fees

- Anatomy courses fund expenses associated with labs
- Currently 3 of 8 anatomy courses have fees; proposal would bring equity
 - Range of costs reflect the expenses associated with different labs

College	Fee Name	Current	Proposed	Proposed Increase
Medicine	Anatomy Lab Fee-Course 6000-Advanced Musculoskeletal Anatomy	\$100	\$125	\$25
Medicine	Anatomy Lab Fee-Course 6511-Human Anatomy for Dental Students	\$100	\$50	(\$50)
Medicine	Anatomy Lab Fee-Course 6512-Human Anatomy for Dental Students II	N/A - New Fee	\$75	N/A - New Fee
Medicine	Anatomy Lab Fee-Course 6700-Histology	N/A - New Fee	\$100	N/A - New Fee
Medicine	Anatomy Lab Fee-Course 6800-Human Neuroanatomy	N/A - New Fee	\$50	N/A - New Fee
Medicine	Anatomy Lab Fee-Course 6900-Human Anatomy for Graduate Students	\$100	\$150	\$50
Medicine	Anatomy Lab Fee-Course 7300-Advanced Anatomy for Dental Residents	N/A - New Fee	\$50	N/A - New Fee
Medicine	Anatomy Lab Fee-Course 8140-Advanced Regional Dissection	N/A - New Fee	\$50	N/A - New Fee

Appendix



Ohio State Tuition Guarantee

Ohio students entering in fall will be the third class under new structure

- Freezes rates for four years for each incoming class of Ohio resident undergraduates
 - Fees included: Base (resident) tuition, mandatory fees, housing and dining
- Plan applies to all campuses – Columbus, Lima, Mansfield, Marion, Newark and ATI
- Ohio law allows rates to be increased by inflation, plus any state tuition flexibility
 - State budget will not be completed until after June 30

FY20 IMPLEMENTATION

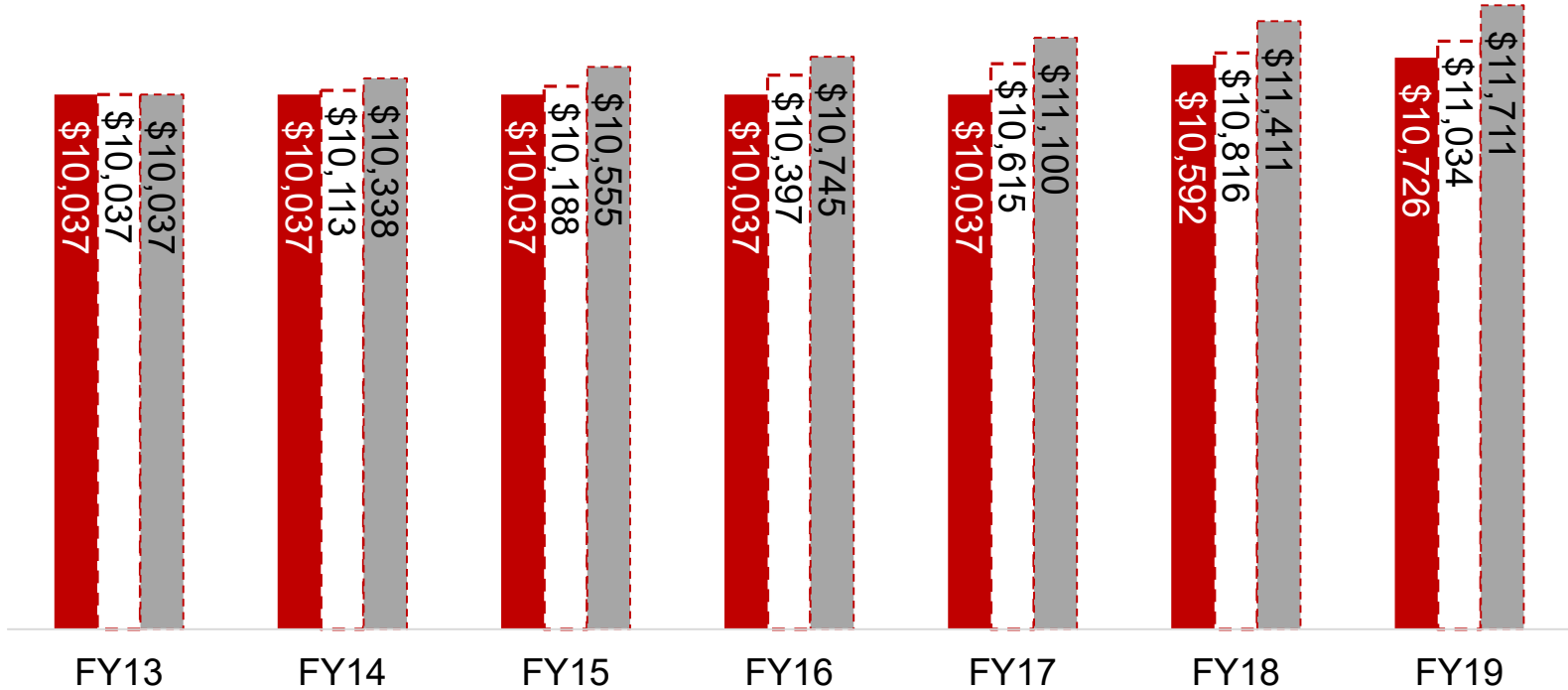
- Rates remain frozen for first two cohorts (new Ohio students in 2017-18 and 2018-19)
- Proposed 3.5% increase to instructional and general fee for cohort entering in 2019-20
- Proposed 2.2% increase for room and board rates for cohort entering in 2019-20



Tuition increases have been below inflation

In-state tuition since FY13 compared with inflationary growth

■ Actual tuition and fees □ Price if adjusting solely by CPI ■ Price w/ HEPI adjustment



Base

Actual tuition and fees each year is less than the inflationary price

CPI	-\$76	-\$151	-\$360	-\$578	-\$224	-\$308*
HEPI	-\$301	-\$518	-\$708	-\$1,063	-\$819	-\$985*

Ohio State converted from quarters to semesters in FY13. The Ohio State Tuition Guarantee was established in FY18.

Annual CPI averaged 1.6% (range: 0.7% to 2.1%) during this period. HEPI averaged 2.6% (range: 1.6% to 3.3%)

*2019 numbers reflect the 3-year average (2.0% for CPI and 2.6% for HEPI)



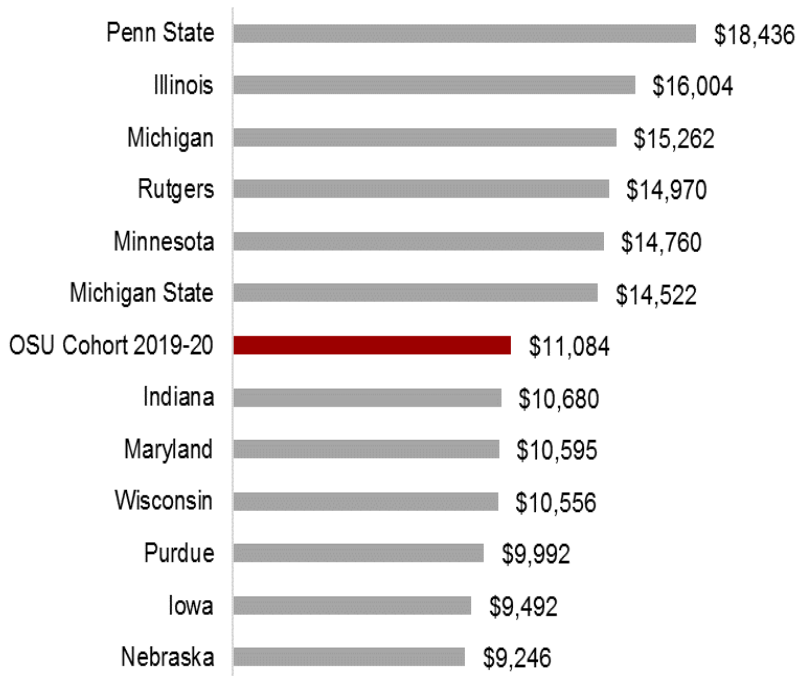
Comparison: Resident tuition and fees

Proposed rates would maintain affordability compared with peers and in state

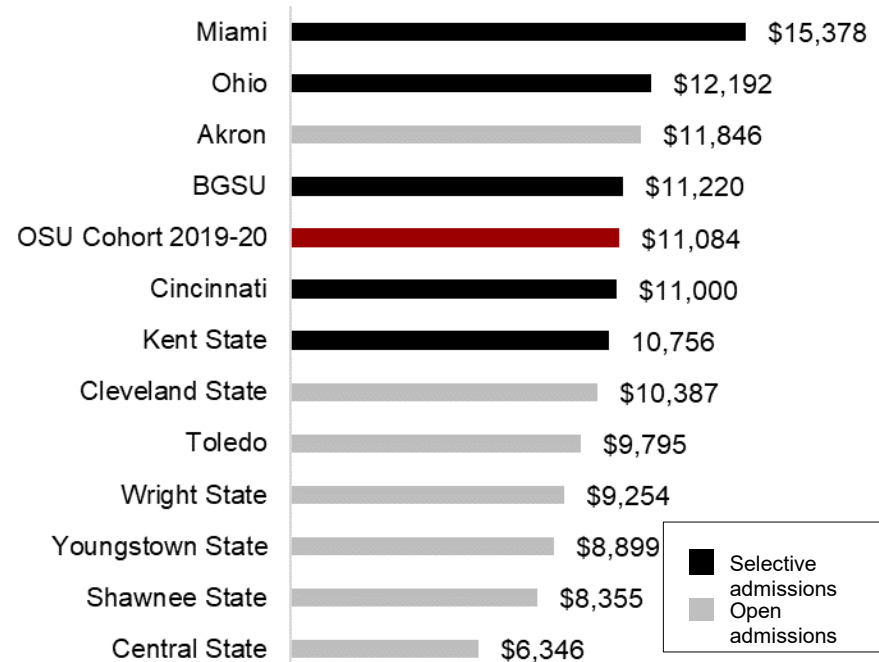
NOTE: ALL COMPARISONS CURRENTLY SHOW OHIO STATE FY20 PROPOSAL VS. PEERS' FY19 RATES

- Near median: More affordable than six of 13 public Big Ten schools
- Third most affordable among selective Ohio schools

Big Ten: FY19 resident tuition and fees



Ohio - FY19 resident tuition and fees

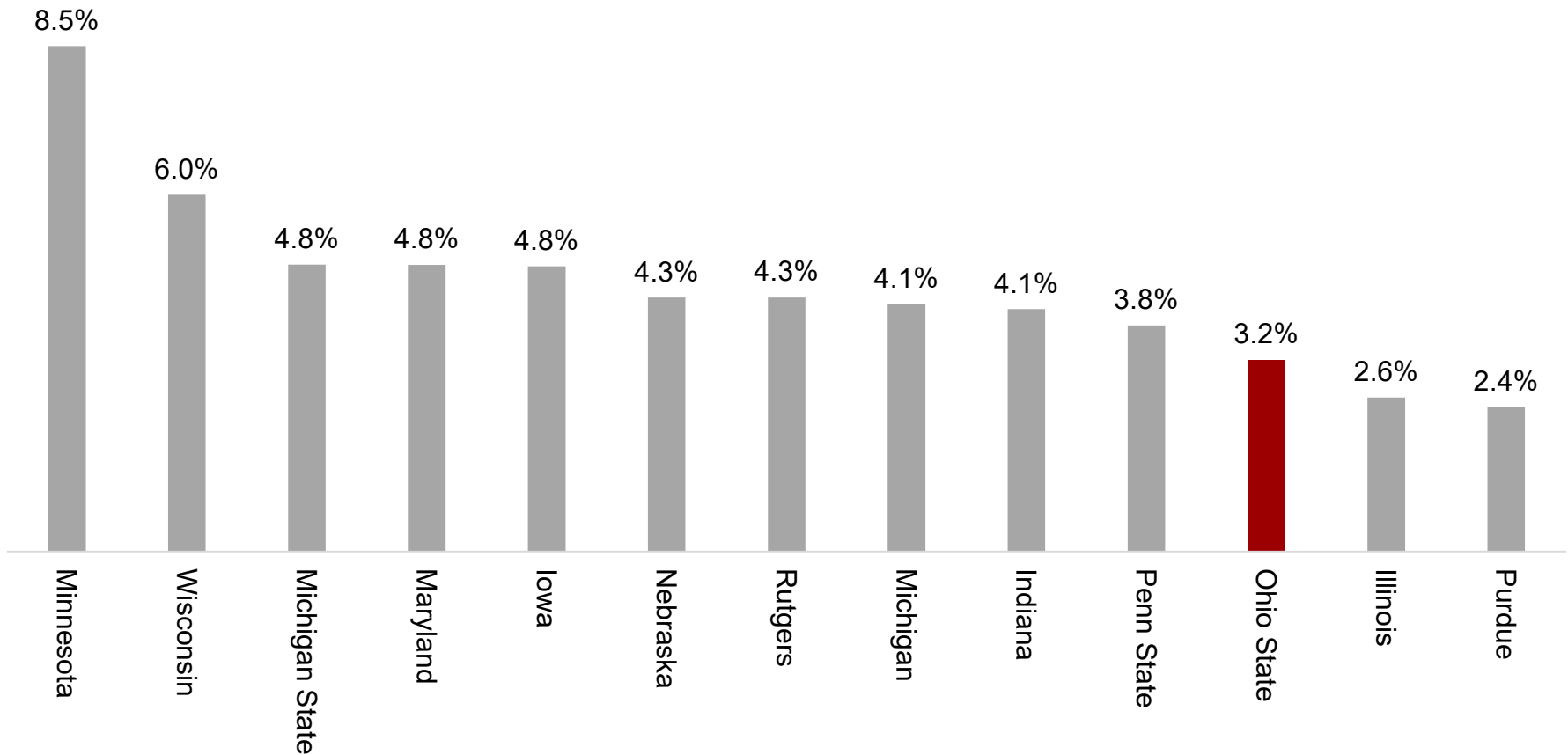




Background: Non-resident tuition and fees

Ohio State is a national leader in controlling non-resident tuition and fees

**Big Ten: 10-year change out-of-state tuition and fees
(Compound annual growth rate FY10-FY19)**





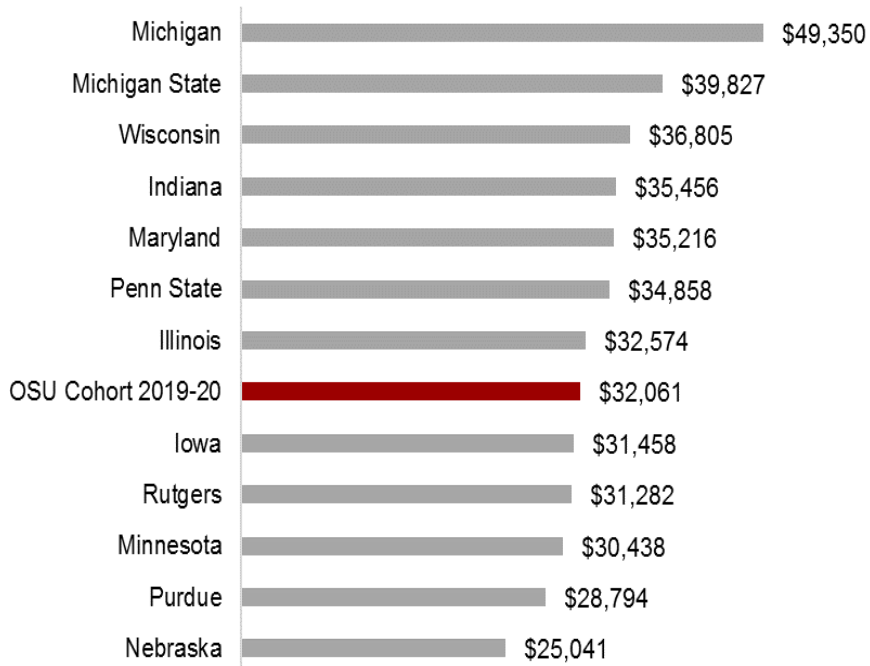
Proposed for FY20: Non-resident tuition and fees

Non-resident surcharge would increase 4.8% (\$961) for undergraduates

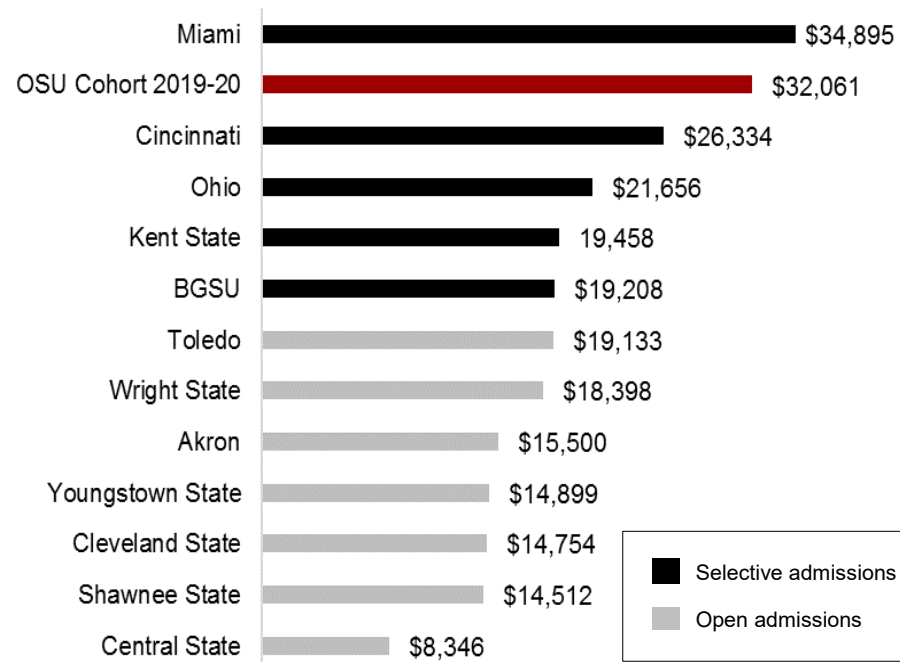
NOTE: ALL COMPARISONS CURRENTLY SHOW OHIO STATE FY20 PROPOSAL VS. PEERS' FY19 RATES

- After applying new rate, Ohio State would be
 - More affordable than seven of 13 public Big Ten schools
 - More affordable than one other Ohio selective public school

Big Ten: FY19 non-resident tuition and fees



Ohio - FY19 non-resident tuition and fees



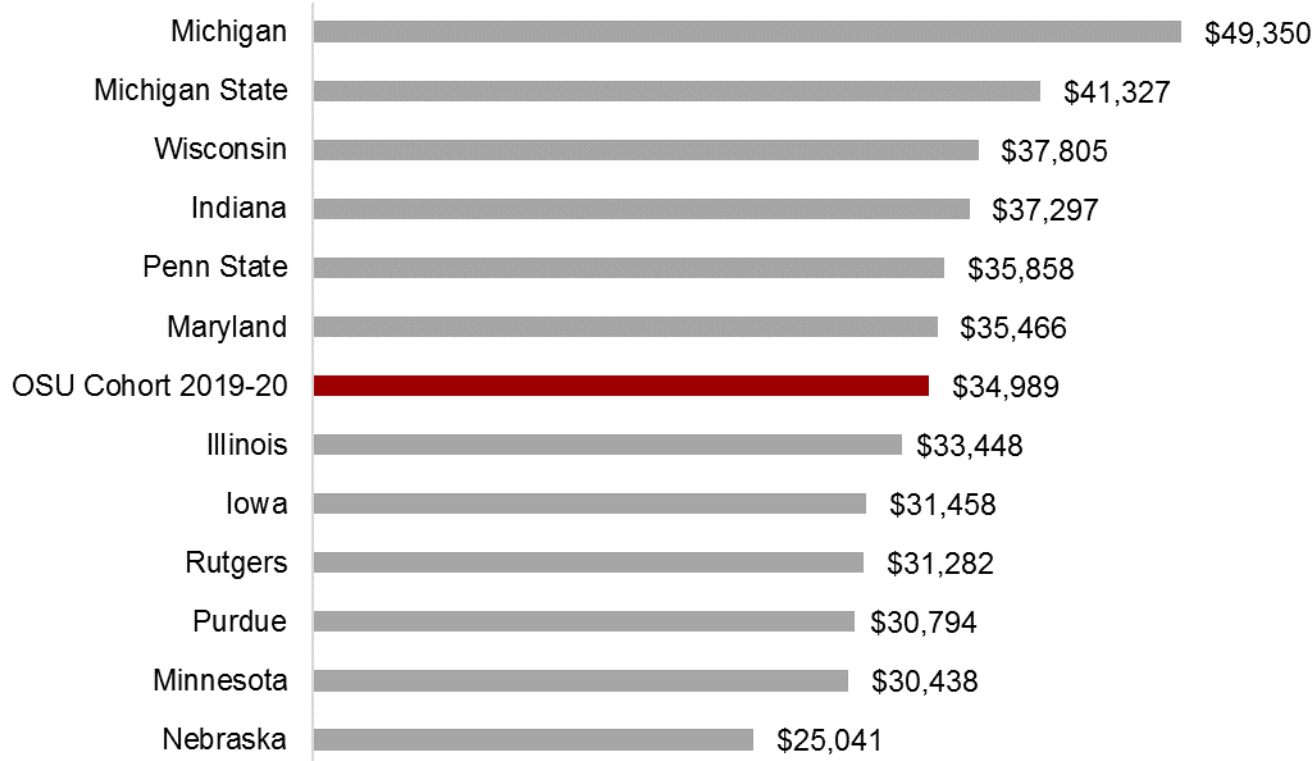


International Tuition and Fees: Big Ten

Ohio State is the 7th most affordable among the Big Ten public schools

NOTE: ALL COMPARISONS CURRENTLY SHOW OHIO STATE FY20 PROPOSAL VS. PEERS' FY19 RATES

Big Ten: FY19 international tuition and fees





Regional campus tuition and fees

Lima, Mansfield, Marion and Newark

Description	Continuing Students NFYS Prior to AU17			Tuition Guarantee 2017-18 cohort			Tuition Guarantee 2018-19 cohort			Tuition Guarantee 2019-20 cohort		
	FY20	Change	% Change	FY20	Change	% Change	FY20	Change	% Change	FY20	Change	% Change
Fees:												
Instructional	\$ 6,912	\$ -	0.0%	\$ 7,325	\$ -	0.0%	\$ 7,416	\$ -	0.0%	\$ 7,676	\$ 260	3.5%
General	228	-	0.0%	228	-	0.0%	228	-	0.0%	236	8	3.5%
Total Resident	\$ 7,140	\$ -	0.0%	\$ 7,553	\$ -	0.0%	\$ 7,644	\$ -	0.0%	\$ 7,912	\$ 268	3.5%
Non-resident surcharge	\$ 20,977	\$ 961	4.8%	\$ 20,977	\$ 961	4.8%	\$ 20,977	\$ 961	4.8%	\$ 20,977	\$ 961	4.8%
Total Non-Resident Domestic	\$ 28,117	\$ 961	3.5%	\$ 28,530	\$ 961	3.5%	\$ 28,621	\$ 961	3.5%	\$ 28,889	\$ 1,229	4.4%
International surcharge	\$ 1,932	\$ -	0.0%	\$ 2,928	\$ -	0.0%	\$ 2,928	\$ -	0.0%	\$ 2,928	\$ -	0.0%
Total Non-Resident Int'l	\$ 30,049	\$ 961	3.3%	\$ 31,458	\$ 961	3.2%	\$ 31,549	\$ 961	3.1%	\$ 31,817	\$ 1,229	4.0%

ATI campus tuition and fees

Description	Continuing Students NFYS Prior to AU17			Tuition Guarantee 2017-18 cohort			Tuition Guarantee 2018-19 cohort			Tuition Guarantee 2019-20 cohort		
	FY20	Change	% Change	FY20	Change	% Change	FY20	Change	% Change	FY20	Change	% Change
Fees:												
Instructional	\$ 6,876	\$ -	0.0%	\$ 7,289	\$ -	0.0%	\$ 7,380	\$ -	0.0%	\$ 7,638	\$ 258	3.5%
General	228	-	0.0%	228	-	0.0%	228	-	0.0%	236	8	3.5%
Total Resident	\$ 7,104	\$ -	0.0%	\$ 7,517	\$ -	0.0%	\$ 7,608	\$ -	0.0%	\$ 7,874	\$ 266	3.5%
Non-resident surcharge	\$ 20,977	\$ 961	4.8%	\$ 20,977	\$ 961	4.8%	\$ 20,977	\$ 961	4.8%	\$ 20,977	\$ 961	4.8%
Total Non-Resident Domestic	\$ 28,081	\$ 961	3.5%	\$ 28,494	\$ 961	3.5%	\$ 28,585	\$ 961	3.5%	\$ 28,851	\$ 1,227	4.4%
International surcharge	\$ 1,932	\$ -	0.0%	\$ 2,928	\$ -	0.0%	\$ 2,928	\$ -	0.0%	\$ 2,928	\$ -	0.0%
Total Non-Resident Int'l	\$ 30,013	\$ 961	3.3%	\$ 31,422	\$ 961	3.2%	\$ 31,513	\$ 961	3.1%	\$ 31,779	\$ 1,227	4.0%



Housing and dining

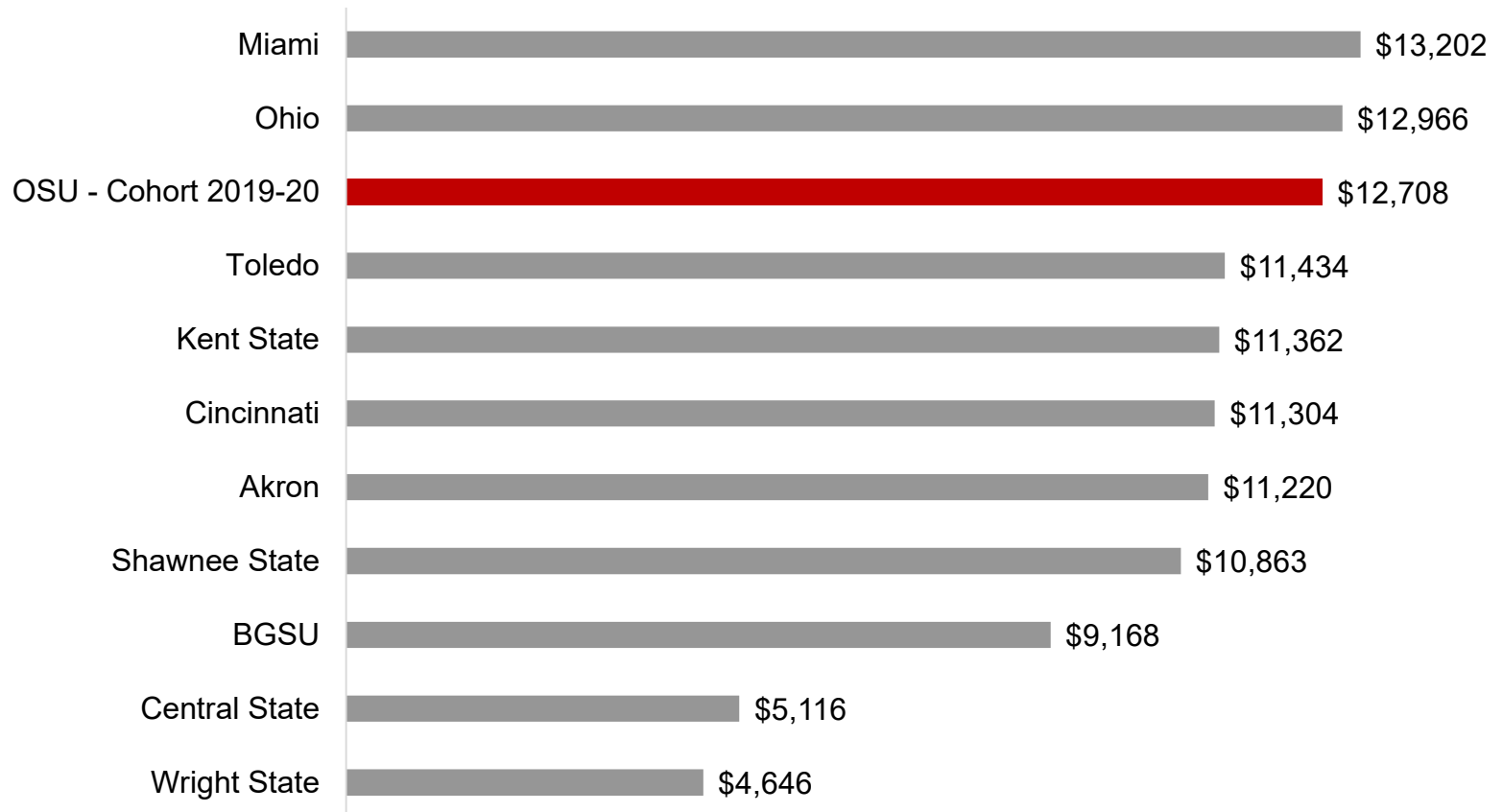


Comparison: Housing and Dining Rates

Comparison of Ohio public universities

NOTE: ALL COMPARISONS CURRENTLY SHOW OHIO STATE FY20 PROPOSAL VS. PEERS' FY19 RATES

FY19 - Most Common Housing and Dining Plans






What the Market Says: Dining (Columbus)

Even with the proposed increase for FY20, our most popular meal plan is well below current year average of our peers

FY19 Dining Plans





FY20 Proposed Housing (Regional Campuses)

	FY19	FY20	Proposed Increase (2.2%)
ATI			
1-bedroom for 2 (per person)	\$7,024	\$7,178	\$154
2-bedroom for 4 (per person)	\$7,024	\$7,178	\$154
2-bedroom for 5 – double (per person)	\$7,024	\$7,178	\$154
2-bedroom for 5 – triple (per person)	\$6,058	\$6,192	\$134
3-bedroom for 5 – single (per person)	\$7,400	\$7,562	\$162
3-bedroom for 5 – double (per person)	\$7,024	\$7,178	\$154
Private apartment	\$8,350	\$8,534	\$184
Newark			
2-person efficiency	\$7,596	\$7,764	\$168
2-bedroom for 4 (per person)	\$7,638	\$7,806	\$168
3-bedroom for 6 (per person)	\$7,198	\$7,356	\$158
McConnell Residence Hall	\$7,866	\$8,040	\$174
Mansfield			
2-bedroom for 2 (per person)	\$8,026	\$8,202	\$176
2-bedroom for 4 (per person)	\$6,422	\$6,564	\$142
5-bedroom for 5 (per person)	\$6,736	\$6,884	\$148
5-bedroom for 6 – single (per person)	\$6,422	\$6,564	\$142
5-bedroom for 6 – double (per person)	\$5,788	\$5,916	\$128



Health insurance



Enrollment: Student Health Insurance

DETAIL – AUTUMN 2018

Student Type	Residency	# Enrolled Through OSU	% of Total Enrolled	University Headcount	% of Student Type/Residency
Undergraduate	Domestic	4,310	29.7%	49,703	8.7%
Undergraduate	International	3,927	27.1%	4,031	97.4%
Graduate	Domestic	3,718	25.6%	11,658	31.9%
Graduate	International	2,548	17.6%	2,708	94.1%
Total		14,503		68,100	



Student Health Insurance: Marketplace Comparison

Cost comparison of January 2019 marketplace

	Ohio State	Marketplace ¹			
	Comprehensive Plan	Platinum (0 options)	Average Gold (5 options)	Average Silver (12 options)	Average Bronze (8 options)
Monthly Cost	\$276	No Plans Available	\$426	\$370	\$255
Deductible	\$150	No Plans Available	\$2,085	\$4,989	\$6,442
Out-of-Pocket Max	\$2,700	No Plans Available	\$6,760	\$7,446	\$7,367
Cost Share	90/10	No Plans Available	80/20	70/30	60/40
Adult Dental	Yes	No Plans Available	1 out of 5	3 out of 14	1 out of 9
Adult Vision	Yes	No Plans Available	1 out of 5	3 out of 14	1 out of 9

¹ Methodology: Average metallic level search results for PPO plan options for 2019 calendar year in Franklin County for 25-year-old male with no dependents; produced on January 22, 2019 via <https://www.healthcare.gov/apply-and-enroll/health-insurance-plans-estimator-overview/>



Graduate/Professional Programs



Graduate Programs

- Tuition revenue primarily funds fee authorizations and fellowships
 - FY18: \$41.9M net from \$180.6M in base revenue
- Base rates have been consistent for last 5 years (\$12,425 per year)
- Master's/Ph.D. pay these rates unless they have differentials
- Not subject to state tuition freeze/cap

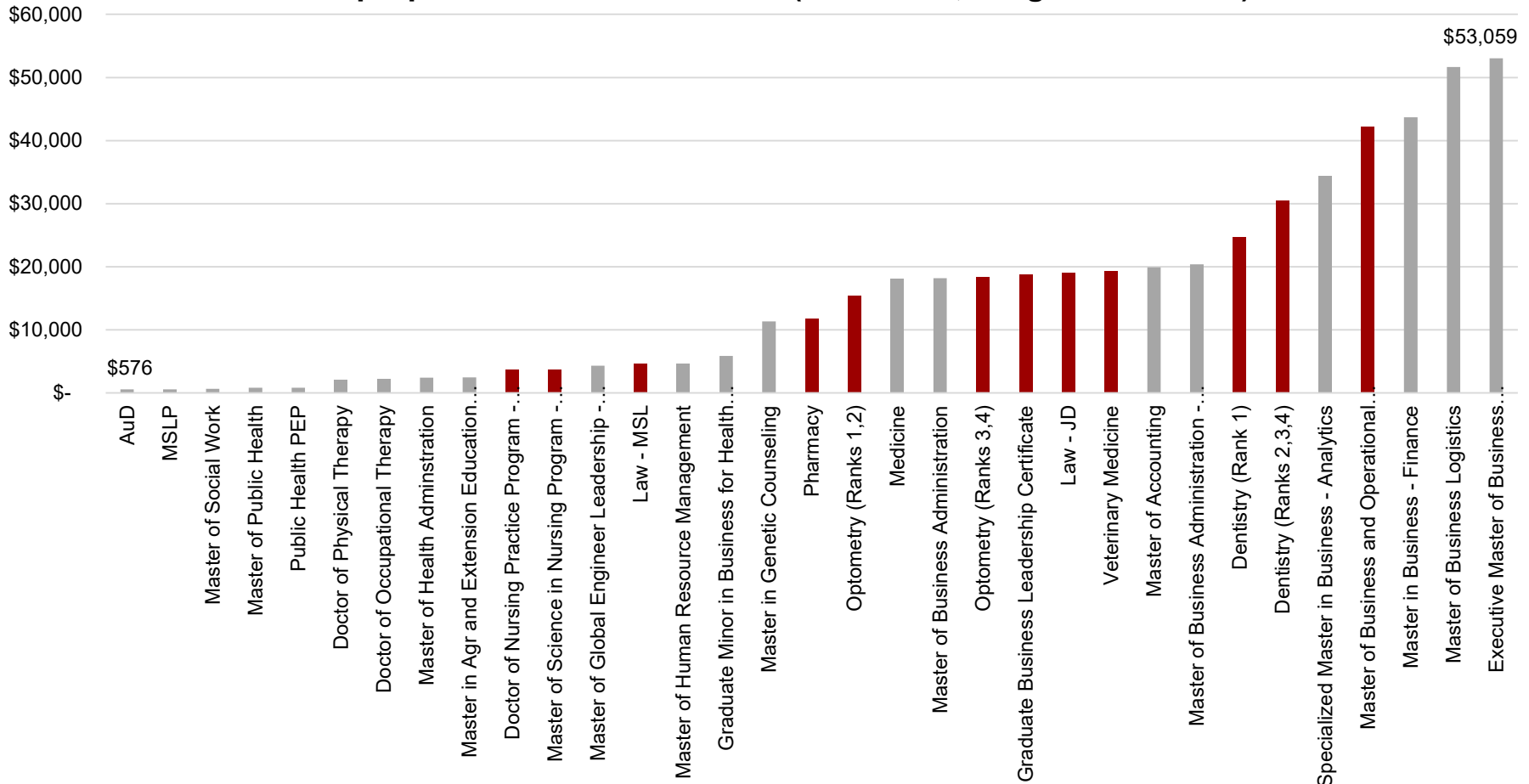
Description	Current Rates	Proposal	New Rate
Instructional & Mandatory Fees	\$12,425	0.0% (\$0)	\$12,425
Non-Resident Surcharge	\$22,504	4.8% (\$1,080)	\$23,584
Non-Resident tuition & fees	\$34,929	3.1% (\$1,080)	\$36,009



Differential fees

Reflects cost of program and market comparisons

FY20 proposed - differential costs (above \$12,425 graduate base)





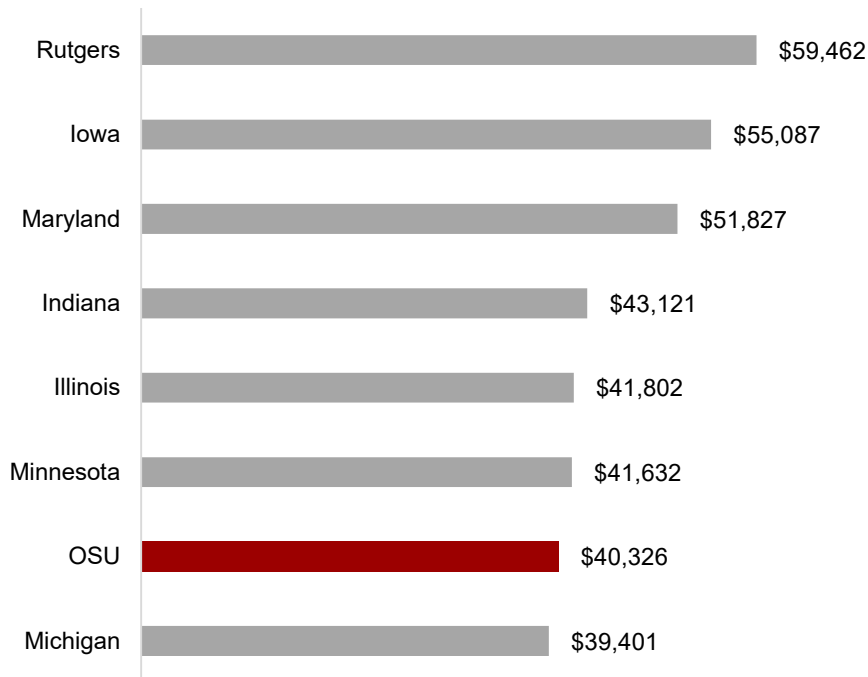
Comparison: Dentistry Tuition & Clinical

Proposed rates would maintain affordability compared with peers

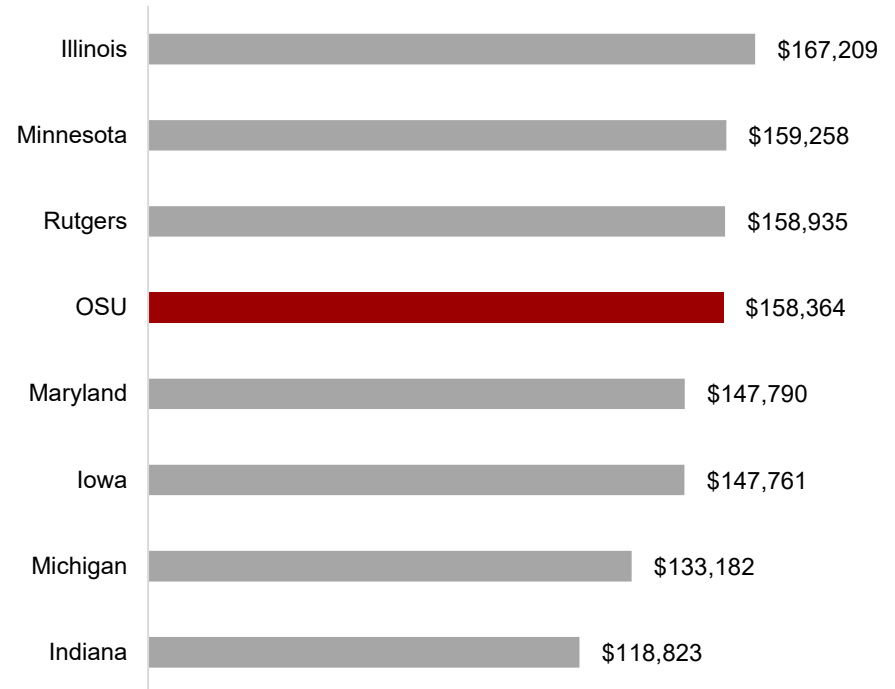
NOTE: ALL COMPARISONS CURRENTLY SHOW OHIO STATE FY20 PROPOSAL VS. PEERS' FY19 RATES

- Second most affordable among public Big Ten first year schools
- Fifth most affordable among public Big Ten first year schools years 2-4

FY19 Tuition & Clinical Fees
(First Year)



FY19 Tuition & Clinical Fees
(Aggregate 2-4)



The Ohio State University Board of Trustees
July 10, 2019

Topic:

Fiscal Year 2020 Tuition and Mandatory fees

Context:

The Board of Trustees sets rates for tuition and mandatory fees for each academic year. The adopted rates will be reflected in the Fiscal Year 2020 budget.

This summary first lays out the total cost of tuition and mandatory fees for each type of undergraduate student to reflect the university's focus on overall affordability. With the Ohio State Tuition Guarantee, the tuition and fee rates set for each incoming cohort of new first-year undergraduates is frozen for the entirety of a four-year education. State law requires the board to set rates for individual fees contained within these totals. Those line items are listed below.

UNDERGRADUATE TUITION & FEES - COLUMBUS							
DESCRIPTION	FY15	FY18	FY19	FY20	1-year change	5 YEAR CAGR	
BASE (RESIDENT) TUITION AND MANDATORY FEES							
Continuing (pre-Guarantee)	\$10,037	\$10,037	\$10,037	\$10,037	\$0	0.0%	NA
Cohort 2017-18		\$10,591	\$10,591	\$10,591	\$0	0.0%	1.1%
Cohort 2018-19			\$10,726	\$10,726	\$0	0.0%	1.3%
Cohort 2019-20				\$11,084	\$358	3.3%	2.0%
U.S. NON-RESIDENT TUITION AND FEES							
Continuing (pre-Guarantee)	\$26,537	\$29,141	\$30,053	\$31,014	\$961	3.2%	NA
Cohort 2017-18		\$29,695	\$30,607	\$31,568	\$961	3.1%	3.1%
Cohort 2018-19			\$30,742	\$31,703	\$961	3.1%	3.6%
Cohort 2019-20				\$32,061	\$1,319	4.3%	3.9%
INTERNATIONAL TUITION AND FEES							
Continuing (pre-Guarantee)	\$30,161	\$31,073	\$31,985	\$32,946	\$961	3.0%	NA
Cohort 2017-18		\$32,623	\$33,535	\$34,496	\$961	2.9%	4.2%
Cohort 2018-19			\$33,670	\$34,631	\$961	2.9%	4.7%
Cohort 2019-20				\$34,989	\$1,319	3.9%	4.9%
HOUSING AND DINING (rates for previous Tuition Guarantee cohorts continue to be frozen)							
Housing (Rate I plan)	\$6,560	\$8,348	\$8,472	\$8,658	\$186	2.2%	5.7%
Dining (Gray 10 plan)	\$3,700	\$3,904	\$3,962	\$4,050	\$88	2.2%	1.8%
Total - housing and dining	\$10,260	\$12,252	\$12,434	\$12,708	\$274	2.2%	4.4%
UNDERGRADUATE TUITION & FEES - LIMA, MANSFIELD, MARION AND NEWARK							
DESCRIPTION	FY15	FY18	FY19	FY20	1-year change	5 YEAR CAGR	
BASE (RESIDENT) TUITION AND MANDATORY FEES							
Continuing (pre-Guarantee)	\$7,140	\$7,140	\$7,140	\$7,140	\$0	0.0%	NA
Cohort 2017-18		\$7,553	\$7,553	\$7,553	\$0	0.0%	1.1%
Cohort 2018-19			\$7,644	\$7,644	\$0	0.0%	1.4%
Cohort 2019-20				\$7,912	\$268	3.5%	2.1%
U.S. NON-RESIDENT TUITION AND FEES							
Continuing (pre-Guarantee)	\$23,640	\$26,244	\$27,156	\$28,117	\$961	3.5%	NA
Cohort 2017-18		\$26,657	\$27,569	\$28,530	\$961	3.5%	3.3%
Cohort 2018-19			\$27,660	\$28,621	\$961	3.5%	3.9%
Cohort 2019-20				\$28,889	\$1,229	4.4%	4.1%
INTERNATIONAL TUITION AND FEES							
Continuing (pre-Guarantee)	\$27,264	\$28,176	\$29,088	\$30,049	\$961	3.3%	NA
Cohort 2017-18		\$29,585	\$30,497	\$31,458	\$961	3.2%	4.6%
Cohort 2018-19			\$30,588	\$31,549	\$961	3.1%	5.1%
Cohort 2019-20				\$31,817	\$1,229	4.0%	5.2%
HOUSING AND DINING (rates for previous Tuition Guarantee cohorts continue to be frozen)							
Housing (Rate I plan)	\$6,560	\$8,348	\$8,472	\$8,658	\$186	2.2%	5.7%
Dining (Gray 10 plan)	\$3,700	\$3,904	\$3,962	\$4,050	\$88	2.2%	1.8%
Total - housing and dining	\$10,260	\$12,252	\$12,434	\$12,708	\$274	2.2%	4.4%

UNDERGRADUATE TUITION & FEES - ATI							
DESCRIPTION	FY15	FY18	FY19	FY20	1-year change		5 YEAR CAGR
BASE (RESIDENT) TUITION AND MANDATORY FEES							
Continuing (pre-Guarantee)	\$7,104	\$7,104	\$7,104	\$7,104	\$0	0.0%	NA
Cohort 2017-18		\$7,517	\$7,517	\$7,517	\$0	0.0%	1.1%
Cohort 2018-19			\$7,608	\$7,608	\$0	0.0%	1.4%
Cohort 2019-20				\$7,874	\$266	3.5%	2.1%
U.S. NON-RESIDENT TUITION AND FEES							
Continuing (pre-Guarantee)	\$23,604	\$26,208	\$27,120	\$28,081	\$961	3.5%	NA
Cohort 2017-18		\$26,621	\$27,533	\$28,494	\$961	3.5%	3.3%
Cohort 2018-19			\$27,624	\$28,585	\$961	3.5%	3.9%
Cohort 2019-20				\$28,851	\$1,227	4.4%	4.1%
INTERNATIONAL TUITION AND FEES							
Continuing (pre-Guarantee)	\$27,228	\$28,140	\$29,052	\$30,013	\$961	3.3%	NA
Cohort 2017-18		\$29,549	\$30,461	\$31,422	\$961	3.2%	4.6%
Cohort 2018-19			\$30,552	\$31,513	\$961	3.1%	5.1%
Cohort 2019-20				\$31,779	\$1,227	4.0%	5.3%
HOUSING AND DINING (rates for previous Tuition Guarantee cohorts continue to be frozen)							
Housing (Rate I plan)	\$6,560	\$8,348	\$8,472	\$8,658	\$186	2.2%	5.7%
Dining (Gray 10 plan)	\$3,700	\$3,904	\$3,962	\$4,050	\$88	2.2%	1.8%
Total - housing and dining	\$10,260	\$12,252	\$12,434	\$12,708	\$274	2.2%	4.4%

Undergraduate factors in these totals:

- Tuition and mandatory fees for new first-year students (2019-20 cohort) in the Tuition Guarantee:
 - 3.5% increase on tuition (instructional and general fees);
 - 0% increase on other mandatory fees.
 - Housing and dining charges included in the guarantee are set out in the Fiscal Year 2020 User Fees and Charges resolution.
- Tuition and mandatory fees for continuing students: 0%. (This applies to continuing undergraduate students who are part of the 2017-18 and 2018-19 cohorts of the Tuition Guarantee and students who began prior to the creation of the guarantee)
- Non-resident surcharge: 4.8% increase
- International surcharge: 0% increase on new and existing students

Graduate (Master's and Ph.D.) program charges:

- Tuition and mandatory fees: 0%
- Non-resident surcharge: 4.8% increase, except as noted in Fiscal Year 2020 User Fees and Charges resolution

Requested of The Board of Trustees:

Approval of the attached resolution regarding Fiscal Year 2020 tuition and fees.

The Ohio State University Board of Trustees
July 10, 2019

Approval of Fiscal Year 2020 Tuition and Mandatory Fee Rates

- I. Background
- II. Tuition and mandatory fees
 - a. Recommended undergraduate and graduate tuition and fees for Columbus
 - b. Recommended undergraduate and graduate tuition and fees for regional campuses, ATI
 - c. Comparison to other selective admission Ohio universities
 - d. Benchmark comparisons
- III. Summary and Conclusions

I. Considerations in Setting Tuition and Fees

The university considers many factors in developing the proposed Fiscal Year 2020 tuition and mandatory fee recommendations. These include:

- A. Our commitment to access, affordability and excellence, including
 - Pathways for students to attend Ohio State (all campuses)
 - Controlling costs and providing financial aid to support students
 - Clarity and predictability for incoming Ohio resident students and their families through the Ohio State Tuition Guarantee, which sets base tuition and fees (as well as housing and dining rates) for four years
 - Investments in academic quality

- B. Financial factors we consider
 - State funding and regulatory requirements
 - i. State Share of Instruction
 - ii. Flexibility on resident tuition and fees for continuing students
 - iii. Tuition rates in Ohio State Tuition Guarantee for the 2019-20 cohort of new first-year students only
 - Peer comparisons/competition for students and faculty (See Section II-Part C for a comparison of tuition and mandatory fees among main campuses of Ohio universities.)
 - Inflationary pressures on university's budget

II. Tuition

A. Recommended tuition and mandatory fees effective Autumn Semester 2019 (Fiscal Year 2020) - Columbus

1. New First-Year Undergraduates:

- a. Ohio resident students: As members of the 2019-20 cohort of the Ohio State Tuition Guarantee, base tuition and mandatory fees will be frozen for four years for Ohio residents, as will housing and dining rates. Tuition and mandatory fees will be \$11,084, a 3.3% increase compared with the 2018-19 tuition guarantee cohort. The total includes a 3.5% increase to tuition (instructional and general fees) and no change to the other mandatory fees (Student Activity, Recreation, Student Union, and COTA).
- b. Non-resident domestic students: Tuition and mandatory fees will be \$32,061, a 4.3% effective increase compared with new first-year students who entered in 2018-19. The total includes the 3.3% increase to the total resident (base) tuition and fees and a 4.8% increase to the non-resident surcharge. The State of Ohio requires a non-resident surcharge.
- c. International students: Tuition and fees will be \$34,989, a 3.9% effective increase compared with the 2018-19 tuition guarantee cohort. The total reflects the 3.3% increase to resident (base) tuition and fees, the 4.8% increase to the non-resident surcharge and the freeze to the international surcharge.

UNDERGRADUATE OHIO STATE TUITION GUARANTEE - COHORT 2019-20					
Description	FY19	FY20	Change	% Change	
Fees:					
Instructional Fees	\$ 9,852	\$ 10,197	\$ 345	3.5%	
General	372	385	13	3.5%	
Student Activity	80	80	-	0.0%	
Student Union	149	149	-	0.0%	
Rec Fee	246	246	-	0.0%	
COTA Fee	27	27	-	0.0%	
Total Resident	\$ 10,726	\$ 11,084	\$ 358	3.3%	
Non-Resident Surcharge	\$ 20,016	\$ 20,977	\$ 961	4.8%	
Total Non-Resident Domestic	\$ 30,742	\$ 32,061	\$ 1,319	4.3%	
International Surcharge	\$ 2,928	\$ 2,928	\$ -	0.0%	
Total Non-Resident Int'l	\$ 33,670	\$ 34,989	\$ 1,319	3.9%	

2. Second-Year Undergraduates reflecting the Ohio State Tuition Guarantee (continuing 2018-19 Tuition Guarantee cohort and corresponding Tuition Guarantee-eligible transfer students)

- a. Ohio resident students: Tuition and fees will remain at \$10,726.
- b. Non-resident domestic students: Tuition and fees will be \$31,703, an increase of 3.1%. This total reflects base (resident) tuition and fees and the 4.8% increase to the non-resident surcharge. The State of Ohio requires a non-resident surcharge.
- c. International students: Tuition and fees will be \$34,631, an increase of 2.9%. This total reflects base (resident) tuition and fees, and the 4.8% increase to the non-resident surcharge and the freeze to the international surcharge.

UNDERGRADUATE OHIO STATE TUITION GUARANTEE - COHORT 2018-19					
Description	FY19	FY20	Change	% Change	
Fees:					
Instructional Fees	\$ 9,852	\$ 9,852	\$ -	0.0%	
General	372	372	-	0.0%	
Student Activity	80	80	-	0.0%	
Student Union	149	149	-	0.0%	
Rec Fee	246	246	-	0.0%	
COTA Fee	27	27	-	0.0%	
Total Resident	\$ 10,726	\$ 10,726	\$ -	0.0%	
Non-Resident Surcharge	\$ 20,016	\$ 20,977	\$ 961	4.8%	
Total Non-Resident Domestic	\$ 30,742	\$ 31,703	\$ 961	3.1%	
International Surcharge	\$ 2,928	\$ 2,928	\$ -	0.0%	
Total Non-Resident Int'l	\$ 33,670	\$ 34,631	\$ 961	2.9%	

3. Third-Year Undergraduates under the Ohio State Tuition Guarantee (continuing 2017-18 Tuition Guarantee cohort and corresponding Tuition Guarantee-eligible transfer students)
- Ohio resident students: Tuition and mandatory fees will remain at \$10,591.
 - Non-resident domestic students: Tuition and mandatory fees will be \$31,568, an increase of 3.1%. This total reflects base (resident) tuition and fees and the 4.8% increase to the non-resident surcharge. The State of Ohio requires a non-resident surcharge.
 - International students: Tuition and mandatory fees will be \$34,496, an increase of 2.9%. This total reflects base (resident) tuition and fees, and the 4.8% increase to the non-resident surcharge and the freeze to the international surcharge.

UNDERGRADUATE OHIO STATE TUITION GUARANTEE - COHORT 2017-18					
Description	FY19	FY20	Change	% Change	
Fees:					
Instructional Fees	\$ 9,718	\$ 9,718	\$ -	0.0%	
General	372	372	-	0.0%	
Student Activity	80	80	-	0.0%	
Student Union	149	149	-	0.0%	
Rec Fee	246	246	-	0.0%	
COTA Fee	27	27	-	0.0%	
Total Resident	\$ 10,591	\$ 10,591	\$ -	0.0%	
Non-Resident Surcharge	\$ 20,016	\$ 20,977	\$ 961	4.8%	
Total Non-Resident Domestic	\$ 30,607	\$ 31,568	\$ 961	3.1%	
International Surcharge	\$ 2,928	\$ 2,928	\$ -	0.0%	
Total Non-Resident Int'l	\$ 33,535	\$ 34,496	\$ 961	2.9%	

4. Undergraduates not involved in the Tuition Guarantee (Continuing students who began prior to the Tuition Guarantee and corresponding transfer students)
 - a. Ohio resident students: Tuition and mandatory fees will remain at \$10,037, a rate originally set in 2012-13.
 - b. Non-resident domestic students: Tuition and mandatory fees will be \$31,014, an increase of 3.2%. The total reflects the freeze on base tuition and the 4.8% increase to the non-resident surcharge. The State of Ohio requires a non-resident surcharge.
 - c. International students: Tuition and mandatory fees will be \$32,946, an increase of 3.0%. The total reflects the freeze on base tuition, the 4.8% increase to the non-resident surcharge and the continuing freeze to the international fee (\$1,932 annually for most students) charged at the time they started at the university.

UNDERGRADUATE OHIO STATE PRE-TUITION GUARANTEE					
Description	FY19	FY20	Change	% Change	
Fees:					
Instructional Fees	\$ 9,168	\$ 9,168	\$ -	0.0%	
General	372	372	-	0.0%	
Student Activity	75	75	-	0.0%	
Student Union	149	149	-	0.0%	
Rec Fee	246	246	-	0.0%	
COTA Fee	27	27	-	0.0%	
Total Resident	\$ 10,037	\$ 10,037	\$ -	0.0%	
Non-Resident Surcharge	\$ 20,016	\$ 20,977	\$ 961	4.8%	
Total Non-Resident Domestic	\$ 30,053	\$ 31,014	\$ 961	3.2%	
International Surcharge	\$ 1,932	\$ 1,932	\$ -	0.0%	
Total Non-Resident Int'l	\$ 31,985	\$ 32,946	\$ 961	3.0%	

5. Graduate (Master's and Ph.D.) Program tuition and mandatory fees
 - a. Graduate students: Tuition and mandatory fees will remain at \$12,425.
 - b. Non-resident graduate students: Tuition and fees will be \$36,009, an increase of 3.1%. This reflects a 4.8% increase to the non-resident surcharge for most programs. (See the Fiscal Year 2020 User Fees and Charges resolution and background for information on programs that are not applying the standard increase to the non-resident surcharge.)

GRADUATE (Master's and Ph.D.) - COLUMBUS					
Description	FY19	FY20	Change	% Change	
Fees:					
Instructional Fees	\$ 11,560	\$ 11,560	\$ -	0.0%	
General	368	368	-	0.0%	
Student Activity	75	75	-	0.0%	
Student Union	149	149	-	0.0%	
Rec Fee	246	246	-	0.0%	
COTA Fee	27	27	-	0.0%	
Total Resident	\$ 12,425	\$ 12,425	\$ -	0.0%	
Non-Resident Surcharge	\$ 22,504	\$ 23,584	\$ 1,080	4.8%	
Total Non-Resident Domestic	\$ 34,929	\$ 36,009	\$ 1,080	3.1%	
International Surcharge	\$ -	\$ -	\$ -	0.0%	
Total Non-Resident Int'l	\$ 34,929	\$ 36,009	\$ 1,080	3.1%	

B. Recommended tuition and mandatory fees effective Autumn Semester 2019 (Fiscal Year 2020) - Regional Campuses and Agricultural Technical Institute (ATI).

1. New first-year undergraduates.

Regional Campuses (Lima, Mansfield, Marion and Newark)

- a. Ohio resident students: As members of the 2019-20 cohort of the Ohio State Tuition Guarantee, base tuition will be frozen for four years, as will applicable housing and dining rates. Tuition (instructional and general fees) will be \$7,912, an increase of 3.5% from the 2018-19 tuition guarantee cohort.
- b. Non-resident domestic students: Tuition and fees will be \$28,889, an increase of 4.4% compared with new first-year students in 2018-19. The total reflects the 3.5% increase to resident (base) tuition and a 4.8% increase to the non-resident surcharge. The State of Ohio requires a non-resident surcharge.
- c. International students: Tuition and fees will be \$31,817, a 4.0% effective increase compared with the 2018-19 tuition guarantee cohort. The total reflects the 3.5% increase to resident (base) tuition and fees, the 4.8% increase to the non-resident surcharge and the freeze to the international surcharge.

UNDERGRADUATE OHIO STATE TUITION GUARANTEE - COHORT 2019-20					
Description	FY19	FY20	Change	% Change	
Fees:					
Instructional Fees	\$ 7,416	\$ 7,676	\$ 260	3.5%	
General	228	236	8	3.5%	
Total Resident	\$ 7,644	\$ 7,912	\$ 268	3.5%	
Non-Resident Surcharge	\$ 20,016	\$ 20,977	\$ 961	4.8%	
Total Non-Resident Domestic	\$ 27,660	\$ 28,889	\$ 1,229	4.4%	
International Surcharge	\$ 2,928	\$ 2,928	\$ -	0.0%	
Total Non-Resident Int'l	\$ 30,588	\$ 31,817	\$ 1,229	4.0%	

ATI

- a. Ohio resident students: As members of the 2019-20 cohort of the Ohio State Tuition Guarantee, base tuition will be frozen for four years, as will applicable housing and dining rates. Tuition (instructional and general fees) will be \$7,874, an increase of 3.5% from the 2018-19 tuition guarantee cohort.
- b. Non-resident domestic students: Tuition and fees will be \$28,851, an increase of 4.4% compared with new first-year students in 2018-19. The total reflects the 3.5% increase to resident (base) tuition and a 4.8% increase to the non-resident surcharge. The State of Ohio requires a non-resident surcharge.
- c. International students: Tuition and fees will be \$31,779, a 4.0% effective increase compared with the 2018-19 tuition guarantee cohort. The total reflects the 3.5% increase to resident (base) tuition and fees, the 4.8% increase to the non-resident surcharge and the freeze to the international surcharge.

UNDERGRADUATE OHIO STATE TUITION GUARANTEE - COHORT 2019-20				
Description	FY19	FY20	Change	% Change
Fees:				
Instructional Fees	\$ 7,380	\$ 7,638	\$ 258	3.5%
General	228	236	8	3.5%
Total Resident	\$ 7,608	\$ 7,874	\$ 266	3.5%
Non-Resident Surcharge	\$ 20,016	\$ 20,977	\$ 961	4.8%
Total Non-Resident Domestic	\$ 27,624	\$ 28,851	\$ 1,227	4.4%
International Surcharge	\$ 2,928	\$ 2,928	\$ -	0.0%
Total Non-Resident Int'l	\$ 30,552	\$ 31,779	\$ 1,227	4.0%

2. Second-Year Undergraduates under the Ohio State Tuition Guarantee (continuing 2018-19 Tuition Guarantee cohort and corresponding Tuition Guarantee-eligible transfer students)

Regional Campuses (Lima, Mansfield, Marion and Newark)

- a. Ohio resident students: Tuition will remain at \$7,644.
- b. Non-resident domestic students: Tuition will be \$28,621, an increase of 3.5%. This total reflects base (resident) tuition and fees and the 4.8% increase to the non-resident surcharge. The State of Ohio requires a non-resident surcharge.
- c. International students: Tuition and fees will be \$31,549, an increase of 3.1%. This total reflects base (resident) tuition and fees, and the 4.8% increase to the non-resident surcharge and the freeze to the international surcharge.

UNDERGRADUATE OHIO STATE TUITION GUARANTEE - COHORT 2018-19				
Description	FY19	FY20	Change	% Change
Fees:				
Instructional Fees	\$ 7,416	\$ 7,416	\$ -	0.0%
General	228	228	-	0.0%
Total Resident	\$ 7,644	\$ 7,644	\$ -	0.0%
Non-Resident Surcharge	\$ 20,016	\$ 20,977	\$ 961	4.8%
Total Non-Resident Domestic	\$ 27,660	\$ 28,621	\$ 961	3.5%
International Surcharge	\$ 2,928	\$ 2,928	\$ -	0.0%
Total Non-Resident Int'l	\$ 30,588	\$ 31,549	\$ 961	3.1%

ATI

- a. Ohio resident students: Tuition will remain at \$7,608.
- b. Non-resident domestic students: Tuition will be \$28,585, an increase of 3.5%. This total reflects base (resident) tuition and fees and the 4.8% increase to the non-resident surcharge. The State of Ohio requires a non-resident surcharge.
- c. International students: Tuition and fees will be \$31,513, an increase of 3.1%. This total reflects base (resident) tuition and fees, and the 4.8% increase to the non-resident surcharge and the freeze to the international surcharge.

UNDERGRADUATE OHIO STATE TUITION GUARANTEE - COHORT 2018-19					
Description	FY19	FY20	Change	% Change	
Fees:					
Instructional Fees	\$ 7,380	\$ 7,380	\$ -	0.0%	
General	228	228	-	0.0%	
Total Resident	\$ 7,608	\$ 7,608	\$ -	0.0%	
Non-Resident Surcharge	\$ 20,016	\$ 20,977	\$ 961	4.8%	
Total Non-Resident Domestic	\$ 27,624	\$ 28,585	\$ 961	3.5%	
International Surcharge	\$ 2,928	\$ 2,928	\$ -	0.0%	
Total Non-Resident Int'l	\$ 30,552	\$ 31,513	\$ 961	3.1%	

3. Third-Year Undergraduates under the Ohio State Tuition Guarantee (continuing 2017-18 Tuition Guarantee cohort and Tuition Guarantee-eligible transfer students)

Regional Campuses (Lima, Mansfield, Marion and Newark)

- a. Ohio resident students: Tuition will remain at \$7,553.
- b. Non-resident domestic students: Tuition will be \$28,530, an increase of 3.5%. This total aligns base (resident) tuition and fees with the corresponding cohort of the Tuition Guarantee and reflects the 4.8% increase to the non-resident surcharge. The State of Ohio requires a non-resident surcharge.
- c. International students: Tuition and mandatory fees will be \$31,458, an increase of 3.2%. This total reflects base (resident) tuition and fees, and the 4.8% increase to the non-resident surcharge and the freeze to the international surcharge.

UNDERGRADUATE OHIO STATE TUITION GUARANTEE - COHORT 2017-18					
Description	FY19	FY20	Change	% Change	
Fees:					
Instructional Fees	\$ 7,325	\$ 7,325	\$ -	0.0%	
General	228	228	-	0.0%	
Total Resident	\$ 7,553	\$ 7,553	\$ -	0.0%	
Non-Resident Surcharge	\$ 20,016	\$ 20,977	\$ 961	4.8%	
Total Non-Resident Domestic	\$ 27,569	\$ 28,530	\$ 961	3.5%	
International Surcharge	\$ 2,928	\$ 2,928	\$ -	0.0%	
Total Non-Resident Int'l	\$ 30,497	\$ 31,458	\$ 961	3.2%	

ATI

- a. Ohio resident students: Tuition will remain at \$7,517.
- b. Non-resident domestic students: Tuition and fees will be \$28,494, an increase of 3.5%. This total aligns base (resident) tuition with the corresponding cohort of the Tuition Guarantee and reflects the 4.8% increase to the non-resident surcharge. The State of Ohio requires a non-resident surcharge.
- c. International students: Tuition and mandatory fees will be \$31,422, an increase of 3.2%. This total reflects base (resident) tuition and fees, and the 4.8% increase to the non-resident surcharge and the freeze to the international surcharge.

UNDERGRADUATE OHIO STATE TUITION GUARANTEE - COHORT 2017-18					
Description	FY19	FY20	Change	% Change	
Fees:					
Instructional Fees	\$ 7,289	\$ 7,289	\$ -	0.0%	
General	228	228	-	0.0%	
Total Resident	\$ 7,517	\$ 7,517	\$ -	0.0%	
Non-Resident Surcharge	\$ 20,016	\$ 20,977	\$ 961	4.8%	
Total Non-Resident Domestic	\$ 27,533	\$ 28,494	\$ 961	3.5%	
International Surcharge	\$ 2,928	\$ 2,928	\$ -	0.0%	
Total Non-Resident Int'l	\$ 30,461	\$ 31,422	\$ 961	3.2%	

3. Undergraduates not involved in the Tuition Guarantee (Continuing students who began prior to the Tuition Guarantee and corresponding transfer students)

Regional Campuses (Lima, Mansfield, Marion and Newark)

- a. Ohio resident students: Tuition will remain at \$7,140.
- b. Non-resident domestic students: Tuition and fees will be \$28,117, an increase of 3.5%. This total reflects base (resident) tuition and the 4.8% increase to the non-resident surcharge. The State of Ohio requires a non-resident surcharge.
- c. International students: Tuition and mandatory fees will be \$30,049, an increase of 3.3%. The total reflects the freeze on base tuition, the 4.8% increase to the non-resident surcharge and the continuing freeze to the international fee (\$1,932 annually for most students) charged at the time they started at the university.

UNDERGRADUATE OHIO STATE PRE-TUITION GUARANTEE					
Description	FY19	FY20	Change	% Change	
Fees:					
Instructional Fees	\$ 6,912	\$ 6,912	\$ -	0.0%	
General	228	228	-	0.0%	
Total Resident	\$ 7,140	\$ 7,140	\$ -	0.0%	
Non-Resident Surcharge	\$ 20,016	\$ 20,977	\$ 961	4.8%	
Total Non-Resident Domestic	\$ 27,156	\$ 28,117	\$ 961	3.5%	
International Surcharge	\$ 1,932	\$ 1,932	\$ -	0.0%	
Total Non-Resident Int'l	\$ 29,088	\$ 30,049	\$ 961	3.3%	

ATI

- a. Ohio resident students: Tuition and fees will remain at \$7,104.
- b. Non-resident domestic students: Tuition and fees will be \$28,081, an increase of 3.5%. This total reflects base (resident) tuition and the 4.8% increase to the non-resident surcharge. The State of Ohio requires a non-resident surcharge.
- c. International students: Tuition and mandatory fees will be \$30,013, an increase of 3.3%. The total reflects the freeze on base tuition, the 4.8% increase to the non-resident surcharge and the continuing freeze to the international fee (\$1,932 annually for most students) charged at the time they started at the university.

UNDERGRADUATE OHIO STATE PRE-TUITION GUARANTEE					
Description	FY19	FY20	Change	% Change	
Fees:					
Instructional Fees	\$ 6,876	\$ 6,876	\$ -	0.0%	
General	228	228	-	0.0%	
Total Resident	\$ 7,104	\$ 7,104	\$ -	0.0%	
Non-Resident Surcharge	\$ 20,016	\$ 20,977	\$ 961	4.8%	
Total Non-Resident Domestic	\$ 27,120	\$ 28,081	\$ 961	3.5%	
International Surcharge	\$ 1,932	\$ 1,932	\$ -	0.0%	
Total Non-Resident Int'l	\$ 29,052	\$ 30,013	\$ 961	3.3%	

4. Graduate (Master's and Ph.D.) Program tuition and mandatory Fees – Regionals (no ATI)

- a. Graduate students: Tuition will remain at \$11,736
- b. Non-resident graduate students: Tuition and fees will be \$35,320, an increase of 3.2%. This total reflects base tuition and a 4.8% increase in non-resident surcharge.

GRADUATE (Master's and Ph.D.) - REGIONAL					
Description	FY19	FY20	Change	% Change	
Fees:					
Instructional Fees	\$ 11,496	\$ 11,496	\$ -	0.0%	
General	240	240	-	0.0%	
Total Resident	\$ 11,736	\$ 11,736	\$ -	0.0%	
Non-Resident Surcharge	\$ 22,504	\$ 23,584	\$ 1,080	4.8%	
Total Non-Resident Domestic	\$ 34,240	\$ 35,320	\$ 1,080	3.2%	
International Surcharge	\$ -	\$ -	\$ -	0.0%	
Total Non-Resident Int'l	\$ 34,240	\$ 35,320	\$ 1,080	3.2%	

C. Comparisons to other Ohio selective admissions public universities

The charts below outline undergraduate tuition and mandatory fees for Ohio public universities for autumn semester 2018 (Fiscal Year 2019).

With Ohio State's proposed 3.5% change to resident (base) tuition for the incoming cohort of the Ohio State Tuition Guarantee, the university would be the second most affordable for resident students among selective admission public universities.

**Annualized Undergraduate Resident Tuition and Mandatory Fees
FY 2019 – Selective Admission Ohio Public Universities**

Institution	Tuition and fees	% Increase
Miami University ¹	\$15,378	2.8%
Ohio University ¹	\$12,192	2.5%
Bowling Green ²	\$11,220	5.8%
OSU – Tuition Guarantee cohort 2019-20	\$11,084	3.5%
University of Cincinnati	\$11,000	0.0%
Kent State University ²	\$10,756	7.4%

¹ Miami University, Ohio University and Kent State implemented a career fee in FY 2019

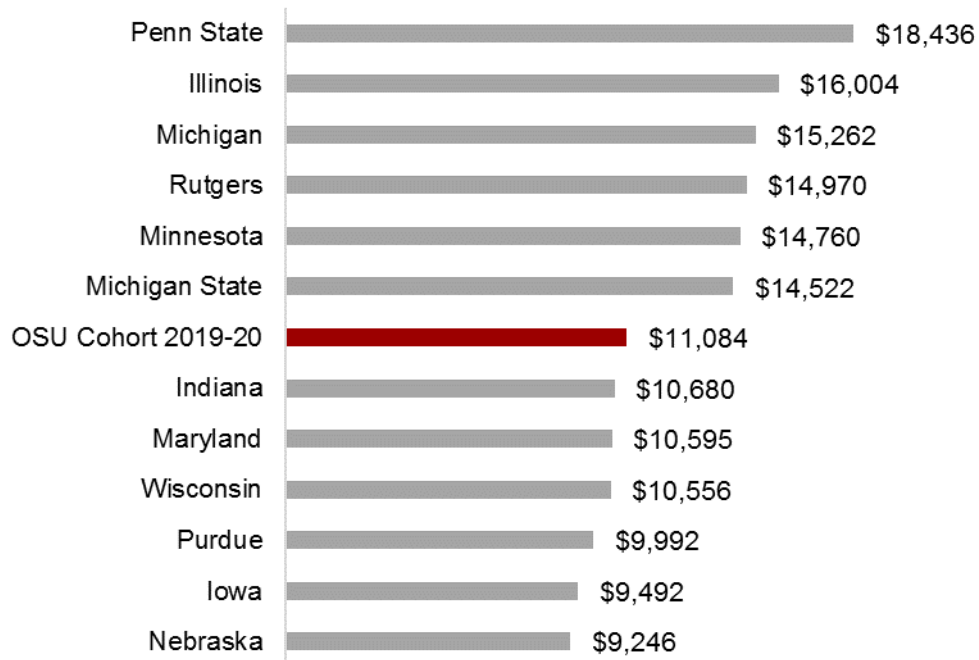
² Bowling Green and Kent State universities introduced Tuition Guarantee programs in autumn 2018.

D. Comparison to benchmark universities

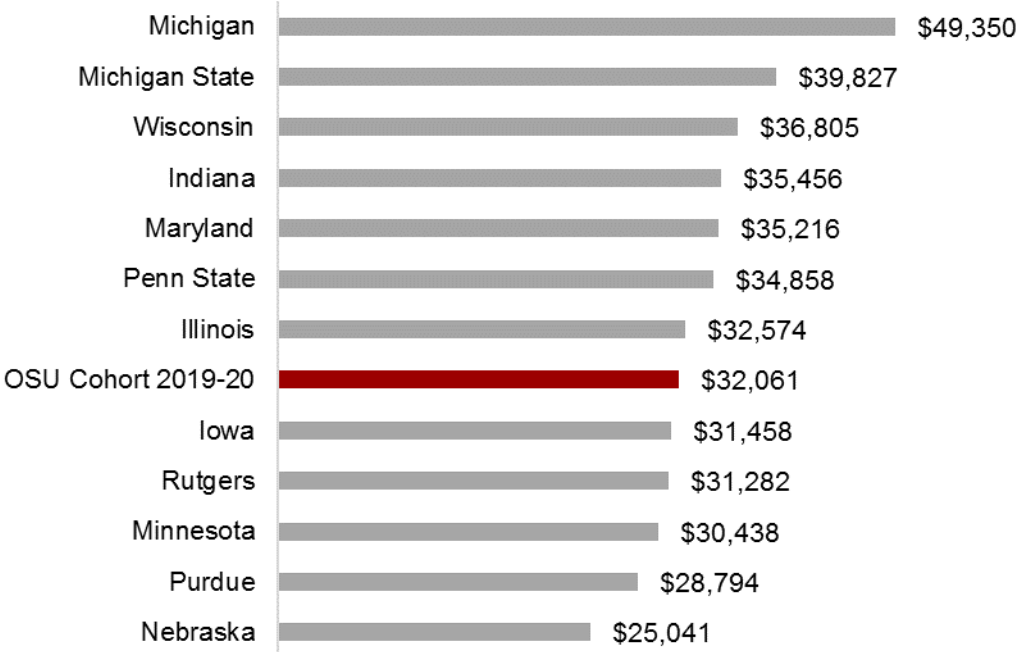
The charts below outlines tuition and mandatory fees for Big Ten schools for 2018-19 (Fiscal Year 2019), along with the proposed Ohio State rate for the 2019-20 Tuition Guarantee cohort (Fiscal Year 2020).

Ohio State is near the median among the 13 public Big Ten schools. Resident tuition and fees is more affordable than six Big Ten peers, while non-resident tuition and fees is more affordable than seven schools.

Big Ten: FY19 resident tuition and fees



Big Ten: FY19 non-resident tuition and fees



III. Summary and Conclusions

- A. Ohio State is freezing base tuition and fees for continuing Ohio resident students, including:
 - a. Students who are part of the first two cohorts of the Ohio State Tuition Guarantee (2017-18 and 2018-19). The program provides each incoming cohort of first-year Ohio resident students with a four-year freeze on base tuition and mandatory fees (along with housing and dining rates).
 - b. Students who began prior to the creation of the Ohio State Tuition Guarantee. They will pay tuition and fees at a rate that has been frozen since 2012-13.

- B. The Ohio State Tuition Guarantee will continue into its third year in Fiscal Year 2020, with a 3.5% increase on resident base tuition (instructional and general fees). Because other mandatory fees are frozen, the total cost of resident tuition and mandatory fees will increase 3.3% on the Columbus campus and 3.5% for regional campuses and ATI, compared with the previous cohort. These rates will be frozen for four years.

- C. The 4.8% increase to the non-resident surcharge will be implemented for undergraduate students and most graduate programs. Selective professional programs (Law, Optometry, Dentistry, Medicine, and Veterinary Medicine) will not be implementing this level of increase due to market considerations.

- D. The international surcharge will not increase.

**APPROVAL OF FISCAL YEAR 2020
USER FEES AND CHARGES**

Synopsis: User fees and charges at the Columbus and regional campuses of The Ohio State University for fiscal year 2020 are proposed, effective autumn semester of fiscal year 2020.

WHEREAS the Board of Trustees of The Ohio State University supports the university's continued implementation of the Academic Plan and its initiatives to meet the needs of Ohio State students; and

WHEREAS the university is committed to access, affordability and excellence; and

WHEREAS consultations have taken place within the university to determine the appropriate fees for graduate and professional programs, housing and dining charges, and student health insurance charges, as described in the accompanying text and tables, which have been reviewed and recommended:

NOW THEREFORE

BE IT RESOLVED, That the Board of Trustees hereby approves the recommendation of the administration for the following rates, which are outlined in the attached document and will be effective autumn semester of fiscal year 2020:

- Graduate and professional fees, including differential instruction, program, clinic, tuition deposit, association and graduate course lab fees, as well as the non-resident surcharge; and
- Housing and dining plans; and
- Student health plan.

The Ohio State University Board of Trustees
July 10, 2019

Topic:

User Fees and Charges for Fiscal Year 2020

Context:

Beyond tuition and mandatory fees, the university charges other fees for specific purposes, including student housing, dining and health insurance as well as to support graduate and professional programs.

Differential fees for graduate and professional programs are market-based and reflect the need to continually invest in the academic excellence of Ohio State programs. Proposals for Fiscal Year 2020 include new or increased differential fees for 10 programs, one new program fee and specific fees in three other programs.

Housing and dining fees support those operations, including the associated debt service and maintenance costs. The proposed 2.2% increases for housing and dining would apply to new first-year Ohio residents in the 2019-20 Tuition Guarantee cohort and to continuing students who enrolled prior to 2017-18, when the guarantee program was established. The proposed rates would be frozen for four years for Ohio resident students in the 2019-20 Tuition Guarantee cohort.

Ohio State requires students to carry health insurance, but most are not required to use the university's health plans. The proposed 2.0% increase reflects the cost charged by a third-party vendor. The university uses the fee to cover the costs of the third-party provider.

Summary:

- Approval of differential, program, deposit, clinical, association and course lab fees for graduate and professional programs
- Approval of housing and dining rates
- Approval of student health insurance rates

Requested of Board of Trustees:

Approval of the attached resolution regarding Fiscal Year 2020 User Fees and Charges

The Ohio State University Board of Trustees
July 10, 2019

Approval of Fiscal Year 2020 User Fees and Charges

- I. Graduate and professional programs:
 - A. Differential instruction fees
 - B. Program, tuition deposit, clinical, association (pass-through) and graduate course lab fees
- II. Housing and dining plans and rates
- III. Student health insurance

I. Differential Fee Requests and Specific Professional School Non-Resident Surcharge Deposit and Clinical requests

A. Differential Instruction Fees

University policy allows professional and Ohio Department of Higher Education-approved tagged master's programs to charge differential instructional fee rates based on market demand and pricing.

Eleven programs are seeking increases or new differential instruction fees:

- Seven colleges — Business, Dentistry, Law, Nursing, Optometry, Pharmacy and Veterinary Medicine — have requested increases.
- Two colleges — Law and Nursing — have requested new differentials for existing programs.
- The Fisher College of Business has requested a differential fee for a new certificate program, Graduate Business Leadership Certificate. This program will begin in summer 2020.

In addition, six colleges are seeking lower-than-standard increases to the non-resident surcharge or to hold it flat. These changes would apply instead of the standard increase (4.8%) proposed for Fiscal Year 2020:

- Four colleges — Business, Law, Nursing and Optometry — have requested to hold the non-resident surcharge flat.
- The College of Dentistry has requested a 3.0% increase
- The College of Veterinary Medicine has requested a 2.5% increase.

Each case reflects the college's response to market conditions.

College	Fee Name	Current	Proposed	Proposed Increase	Proposed Increase %	Non-Resident: Current	Non-Resident: Proposed	Non-Resident: Proposed Increase
Business	MBOE	\$53,485 (One-time fee-entire degree)	\$54,585 (One-time fee-entire degree)	\$1,100	2.1%	\$15	\$15	0.0%
	Graduate Business Leadership Certificate	N/A New program	\$25,000 (One-time fee-entire degree)	N/A New program	N/A New program	N/A New program	\$0	N/A New program
Dentistry	Dentistry - Rank 1	See Dentistry section, which includes differential and clinic fee proposals						
	Dentistry - Ranks 2-4							
Law	Doctor of Jurisprudence (J.D.)	\$14,992	\$15,292	\$300	2.0%	\$7,476	\$7,476	0.0%
	Master in Study of Law (MSL)	N/A New differential	\$2,312	N/A New differential	N/A New differential	\$7,476	\$7,476	0.0%
Nursing	Doctor of Nursing Practice Program	N/A New differential	\$2,000	N/A New differential	N/A New differential	\$5	\$5	0.0%
	Master of Science in Nursing Program	N/A New differential	\$2,000	N/A New differential	N/A New differential	\$11,252 (in person) / \$5 online	\$11,792 (in person) / \$5 online	4.8% / 0.0%
Optometry	Optometry - Ranks 1-2	\$13,204	\$13,468	\$264	2.0%	\$10,528	\$10,528	0.0%
	Optometry - Ranks 3-4	\$11,724	\$11,956	\$232	2.0%	\$8,912	\$8,912	0.0%
Pharmacy	Pharmacy Ranks 1-4	\$11,248	\$11,696	\$448	4.0%	\$11,848	\$12,417	4.8%
Veterinary Medicine	Veterinary Medicine - Ranks 1-4	\$15,460	\$15,768	\$308	2.0%	\$19,188	\$19,668	2.5%

The following chart lists all programs that have differential fees from the view of an academic year — which is either two or three semesters, based on the requirements of the program. Instructional and mandatory fees are paid by both Ohio resident and non-resident students. The non-resident surcharge is paid by students from outside Ohio.

Differential Fees - Complete List

College	Program	Resident Tuition & Mandatory Fees (per Academic Year)				Non-Resident Tuition & Mandatory Fees (per Academic Year)			
		FY 2019	FY 2020	Change	% Change	FY 2019	FY 2020	Change	% Change
Arts & Sciences	Doctor of Audiology	\$13,001	\$13,001	\$0	0.0%	\$35,505	\$36,585	\$1,080	3.0%
	Master of Speech-Language Pathology	\$13,001	\$13,001	\$0	0.0%	\$35,505	\$36,585	\$1,080	3.0%
Business	Graduate Minor in Business for Health Sciences (1 semester)	\$12,076	\$12,076	\$0	0.0%	\$12,081	\$12,081	\$0	0.0%
	Master of Accounting	\$32,321	\$32,321	\$0	0.0%	\$54,825	\$55,905	\$1,080	2.0%
	Master of Business Administration (MBA)	\$30,617	\$30,617	\$0	0.0%	\$53,121	\$54,201	\$1,080	2.0%
	Working Professional - MBA (3 semesters)	\$39,013	\$39,013	\$0	0.0%	\$69,001	\$70,441	\$1,440	2.1%
	Master of Business Logistics Engineering (MBLE) (3 semesters)	\$42,073	\$42,073	\$0	0.0%	\$72,061	\$73,501	\$1,440	2.0%
	Master of Human Resource Management (MHRM)	\$17,065	\$17,065	\$0	0.0%	\$37,753	\$38,747	\$994	2.6%
	Specialized Masters in Business - Finance	\$56,650	\$56,650	\$0	0.0%	\$56,650	\$56,650	\$0	0.0%
	Executive MBA	\$115,000	\$115,000	\$0	0.0%	\$115,000	\$115,000	\$0	0.0%
	Master of Business Operational Excellence (MBOE)	\$53,485	\$54,585	\$1,100	2.1%	\$53,500	\$54,600	\$1,100	2.1%
	Graduate Business Leadership Certificate	NA	\$25,000	NA	NA	NA	\$0	NA	NA
	Master of Global Engineering Leadership (MGEL)-Distance Learning	\$38,000	\$38,000	\$0	0.0%	\$38,000	\$38,000	\$0	0.0%
	Specialized Master of Business - Analytics	\$52,000	\$52,000	N/A	N/A	\$52,000	\$52,000	N/A	N/A
Dentistry	Dentistry - Rank 1	\$35,641	\$37,205	\$1,564	4.4%	\$76,825	\$79,625	\$2,800	3.6%
	Dentistry - Ranks 2-4 (3 semesters)	\$47,497	\$49,117	\$1,620	3.4%	\$102,277	\$105,541	\$3,264	3.2%
Food Ag. Environ. Sciences	Master of Ag and Extension Education (3 semesters)	\$22,368	\$22,368	\$0	0.0%	\$22,383	\$22,383	\$0	0.0%
Law	Doctor of Jurisprudence (J.D.)	\$30,849	\$31,449	\$600	1.9%	\$45,801	\$46,401	\$600	1.3%
	Master in Study of Law (MSL)	NA	\$17,049	NA	NA	NA	\$32,001	NA	NA
Medicine	Medicine	\$30,505	\$30,505	\$0	0.0%	\$53,193	\$54,283	\$1,090	2.0%
	Master of Genetic Counseling (3 semesters)	\$30,001	\$30,001	\$0	0.0%	\$48,073	\$48,940	\$867	1.8%
	Doctor of Occupational Therapy (3 semesters)	\$20,905	\$20,905	\$0	0.0%	\$48,157	\$49,465	\$1,308	2.7%
	Doctor of Physical Therapy (3 semesters)	\$20,797	\$20,797	\$0	0.0%	\$49,357	\$50,728	\$1,371	2.8%
Nursing	Doctor of Nursing Practice Program-On-Line (3 semesters)	\$18,192	\$24,192	\$6,000	33.0%	\$18,207	\$24,207	\$6,000	33.0%
	Doctor of Nursing Practice Program-On Campus (3 semesters)	\$18,637	\$24,637	\$6,000	32.2%	\$52,393	\$60,013	\$7,620	14.5%
	Master of Science in Nursing Program (3 semesters)	\$18,637	\$24,637	\$6,000	32.2%	\$52,393	\$60,013	\$7,620	14.5%
Optometry	Optometry - Ranks 1-2	\$27,273	\$27,801	\$528	1.9%	\$48,329	\$48,857	\$528	1.1%
	Optometry - Ranks 3-4 (3 semesters)	\$36,409	\$37,105	\$696	1.9%	\$63,145	\$63,841	\$696	1.1%
Pharmacy	Pharmacy Ranks 1-4	\$23,361	\$24,257	\$896	3.8%	\$47,057	\$49,091	\$2,034	4.3%
Public Health	Master of Public Health	\$13,257	\$13,257	\$0	0.0%	\$35,761	\$36,841	\$1,080	3.0%
	Program for Experienced Professionals	\$13,257	\$13,257	\$0	0.0%	\$35,761	\$36,841	\$1,080	3.0%
	Master of Health Administration	\$14,833	\$14,833	\$0	0.0%	\$37,337	\$38,417	\$1,080	2.9%
Social Work	Master of Social Work	\$13,097	\$13,097	\$0	0.0%	\$35,601	\$36,681	\$1,080	3.0%
Veterinary Medicine	Veterinary Medicine - Ranks 1-4	\$31,785	\$32,401	\$616	1.9%	\$70,161	\$71,737	\$1,576	2.2%

B. Other fees: Program, tuition deposit, clinical and graduate course lab

In addition to the differential instructional fees, four colleges have proposed other changes to their fees:

- Education and Human Ecology is seeking a program fee of \$832 to support their new specialization in Master in Couple and Family Therapy
- Dentistry is seeking to increase a clinical fee from \$500 to \$750.
- Medicine is seeking to adjust course fees for Anatomy classes to ensure equity across the program. Changes include new fees, reductions in existing fees and increases to other existing fees.
- Optometry is seeking to increase a deposit fee for applicants from \$500 to \$750. The fee is applied toward tuition for students who enroll at Ohio State.

Both requests are outlined in greater detail below.

Below is market-related information and the basis for each graduate or professional college requesting to increase a fee or fees:

Fisher College of Business

- Requests a differential fee for a new certificate program, Graduate Business Leadership Certificate. This program will begin in summer 2020.
- Requests a \$1,100 increase the Master of Business Operational Excellence (MBOE)

Fisher has identified the essential business competencies and leadership skills, networking opportunities and leadership development experiences designed to prepare veterans and members of the military community for successful integration into business, nonprofit and entrepreneurial settings and structured a new certificate program (Graduate Business Leadership Certificate) that is 12 academic credit hours. This program will begin in summer 2020.

The U.S. Chamber of Commerce Foundation has identified that approximately 200,000 service members transition from the military each year.

The fee will be used to support all the aspects of the new program, with the majority of it going to support the faculty who would teach the veterans, provide accommodations for the residential nature of the program, and provide experiential learning opportunities with immersions to local business partners, project work and other developmental opportunities.

The Master of Operational Excellence (MBOE) Program is an executive degree program whereby the participants in 12 months obtain a degree focused on preparing them to be leaders who are able to design and manage systems of alignment and adaptability, people development, problem solving and daily management. The participants are guided through their learning by experienced project coaches. Their companies sponsor their learning journey. The degree includes Lean Six Sigma Certification.

The increase is needed to continue to provide the participants with our high-caliber faculty in the classroom and our equally high-quality mentors in the field. It is also needed to continue to provide the Lean Six Sigma course materials.

The 2019 *U.S. News and World Report* ranks this program 10th for among the schools that provide this MBA program.

College of Dentistry

- Requests a 4.5% (rank 1) / 3.5% (rank 2-4) increase in differential instructional fees
- Requests a 3% increase in the non-resident surcharge, rather than the university's proposed 4.8% increase.
- Requests a 35.0% (rank 1) / 25.0% (rank 2-4) increase in clinical fees

Dentistry has two different sets of rates. Rank 1 students attend for two semesters and are predominately attending lectures. While Ranks 2-4 students attend three semesters per year and are in clinical settings that have higher costs associated with instruction.

The proposed increases are necessary to provide adequate financial resources to fund the increasing costs of education and patient care programs, which are highly dependent on specially trained personnel and advanced technologies. The college is requesting less than the university's 4.8% increase for the non-resident surcharge to remain competitive with our peers on a cost basis.

Two-thirds of the 66 U.S. dental schools have higher first-year tuition costs than the college. The college ranks 46th out of the 66 peers. The requested increase is consistent with recent increases in other Big Ten dental schools and positions the college as the second most

affordable for first-year students and fifth most affordable for the second through fourth-year students. Ohio State has the fourth largest dental school in the United States.

Dentistry charges a clinical fee that is applied towards modernizing instruments, technology and services (such as sterilization) that is essential to attract top students and faculty while remaining compliant with Commission on Dental Accreditation standards.

College	Fee Name	Current	Proposed	Proposed Increase	Proposed Increase %	Non-Resident: Current	Non-Resident: Proposed	Non-Resident: Proposed Increase
Differentials:		Differentials						
Dentistry	Dentistry - Rank 1	\$17,388	\$18,170	\$782	4.5%	\$20,592	\$21,210	3.0%
	Dentistry - Ranks 2-4	\$15,420	\$15,960	\$540	3.5%	\$18,260	\$18,808	3.0%
Clinic Fees		Clinic Fees						
Dentistry	Dentistry - Rank 1	\$1,476	\$1,993	\$517	35.0%	NA	NA	NA
	Dentistry - Ranks 2-4	\$1,309	\$1,636	\$327	25.0%	NA	NA	NA
Overall:		Overall						
Dentistry	Dentistry - Rank 1	\$18,864	\$20,163	\$1,299	6.9%	\$20,592	\$21,210	3.0%
	Dentistry - Ranks 2-4	\$16,729	\$17,596	\$867	5.2%	\$18,260	\$18,808	3.0%

College of Education and Human Ecology

- Requests an \$832 program fee for a new program, Master in Couple and Family Therapy. This program will begin in fall 2019.

This request will be utilized to fund operating costs and salaries needed to meet the accreditation requirement by the State of Ohio. There are three other peer institutions (Akron, Purdue Northwest, Kentucky) that offer similar programs — Ohio State is the most affordable.

College of Law

- Requests a 2% increase in differential instructional fees for Doctor of Jurisprudence (J.D.)
- Requests a new differential instructional fee for Master in Study of Law (MSL)
- Requests no (0%) increase in the non-resident surcharge for either program, rather than the university's proposed 4.8% increase.

The college's overall ranking, according to *U.S. News and World Report* is 32. As the college cultivates the high quality of incoming students, it is working to boost its rankings to further attract highly qualified students. The increased instructional fee will allow the college to continue its strategy to offer financial aid to attract those high quality students.

The college is competitive with peers as it relates to the instructional fee. However, the non-resident tuition as it stands ranks the college on the high side. The request to freeze its non-resident share will increase the College of Law's competitive ranking in comparison to peers that raise their non-resident charge.

College of Medicine

- Requests changes to eight Anatomy course fees for laboratory expenses

The Anatomy program charges course fees to fund expenses associated with labs. To ensure fees were covering laboratory costs and were equitable across the program, Anatomy is proposing to update the fee structure to add fees for five courses, increase the fee for two courses and reduce the fee for another course.

College	Fee Name	Current	Proposed	Proposed Increase	Proposed Increase %	Non-Resident: Current	Non-Resident: Proposed	Non-Resident: Proposed Increase
Medicine	Anatomy Lab Fee-Course 6000-Advanced Musculoskeletal Anatomy	\$100	\$125	\$25	25.0%	NA	NA	NA
Medicine	Anatomy Lab Fee-Course 6511-Human Anatomy for Dental Students	\$100	\$50	(\$50)	-50.0%	NA	NA	NA
Medicine	Anatomy Lab Fee-Course 6512-Human Anatomy for Dental Students II	N/A - New Fee	\$75	N/A - New Fee	N/A - New Fee	NA	NA	NA
Medicine	Anatomy Lab Fee-Course 6700-Histology	N/A - New Fee	\$100	N/A - New Fee	N/A - New Fee	NA	NA	NA
Medicine	Anatomy Lab Fee-Course 6800-Human Neuroanatomy	N/A - New Fee	\$50	N/A - New Fee	N/A - New Fee	NA	NA	NA
Medicine	Anatomy Lab Fee-Course 6900-Human Anatomy for Graduate Students	\$100	\$150	\$50	50.0%	NA	NA	NA
Medicine	Anatomy Lab Fee-Course 7300-Advanced Anatomy for Dental Residents	N/A - New Fee	\$50	N/A - New Fee	N/A - New Fee	NA	NA	NA
Medicine	Anatomy Lab Fee-Course 8140-Advanced Regional Dissection	N/A - New Fee	\$50	N/A - New Fee	N/A - New Fee	NA	NA	NA

College of Nursing

- Requests a new differential instructional fee for Doctor of Nursing Practice Program and Master of Science in Nursing Program in the amount of \$2,000 per semester
- Requests no (0%) increase in the non-resident surcharge for Doctor of Nursing Practice Program, rather than the university's proposed 4.8% increase.

The proposed fees for the Doctor of Nursing Practice program (DNP) and Master of Science in Nursing Program will be used to adhere to low faculty-student clinical ratios mandated by regulatory and accrediting bodies and to keep pace with the rapidly accelerating clinical education costs (e.g., high fidelity simulation, required agency fees to have students at their sites for clinical education.)

Based on its instructional fee, the DNP program is currently the third most affordable among peers in the Big Ten. Among the college's peer aspirational schools, the program is currently the most affordable.

The MS program is currently the fourth most affordable among both its Big Ten peers and among aspirational schools.

College of Optometry

- Requests a 2% increase in differential instructional fees
- Requests a 0% increase in the non-resident surcharge, rather than the university's proposed 4.8% increase.
- Requests a \$200 increase in the deposit fee
- Requests a \$15 increase in the association (pass-thru) fee

Optometry has two different sets of rates. Rank 1-2 students are predominately attending lectures. While Ranks 3-4 students are in clinical settings that have higher costs associated with instruction.

The proposed differential instructional fee will be used to finance projected increases in fixed costs (such as salaries, benefits, utilities, maintenance, etc.) of providing the professional program while maintaining the college's high affordability ranking among its peers.

Prospective students are charged a deposit fee to hold space in the incoming class, and the fee is applied towards tuition if a student attends Ohio State. The proposed increase would help ensure students are serious applicants. The increase from \$500 to \$700 would put the

College of Dentistry in line with peer institutions (UC Berkeley, Illinois, State University of New York).

Association Fee (pass-through):

The American Optometric Student Association is the national student chapter of the American Optometric Association, the leading authority on quality care and an advocate for our nation's health. The association represents more than 44,000 doctors of optometry (OD), optometric professionals and optometry students.

For several years, Ohio State has assessed a fee of \$55 from each student once per year for the purpose of covering annual AOSA dues. Of this, \$35 has gone to the AOSA national organization and \$20 has gone to the local chapter. Starting in FY20, the national dues will raise from \$35 to \$50 and local dues will remain \$20 per year.

The AOSA represents more than 6,500 students in the schools and colleges of optometry across the United States, Canada and Puerto Rico and offers outstanding career and business resources for students and new doctors to advance their career, stay informed, volunteer their talents, share knowledge and build professional skills.

Fee Name	Current	Proposed	Proposed Increase	Proposed Increase %	Non-Resident: Current	Non-Resident: Proposed	Non-Resident: Proposed Increase
Deposit							
Optometry - Ranks 1-2	\$500	\$750	\$250	50.0%	NA	NA	NA
Optometry - Ranks 3-4	\$500	\$750	\$250	50.0%	NA	NA	NA
Association (pass-thru)							
Optometry - Ranks 1-2	\$55	\$70	\$15	27.3%	NA	NA	NA
Optometry - Ranks 3-4	\$55	\$70	\$15	27.3%	NA	NA	NA

College of Pharmacy

- Requests a 4% increase in differential instructional fees

This increase request is to enhance learning in the Doctor of Pharmacy (PharmD) program by investing in instruction, student services and facilities. It will be used to meet increased teaching needs associated with implementing the new Pharmacy curriculum.

U.S. News and World Report ranks the Pharmacy program No. 6. The College of Pharmacy has the lowest tuition of the doctoral health sciences professional programs for in-state residents among peer institutions.

College of Veterinary Medicine

- Requests a 2% increase in differential instructional fees
- Requests a 2.5% increase in the non-resident surcharge, rather than the university's proposed 4.8% increase.

This increase request will be utilized to fund inflationary operating costs and salaries, and changes in university assessments. *U.S. News and World Report* ranks the OSU College of Veterinary Medicine at No. 5 nationally. Current tuition and fees rankings put the college at second most affordable out of 10 peers for cost of in-state tuition.

II. Housing and Dining

The Office of Student Life continues to implement cost-savings initiatives to keep room and board plans as affordable as possible for students and their families.

The proposed 2.2% increases for housing and dining rates will apply to new first-year students in 2019-20 and to continuing students who enrolled prior to 2017-18, when the guarantee program was established. The new rates will be frozen for four years for Ohio resident first-year students who are part of the Ohio State Tuition Guarantee.

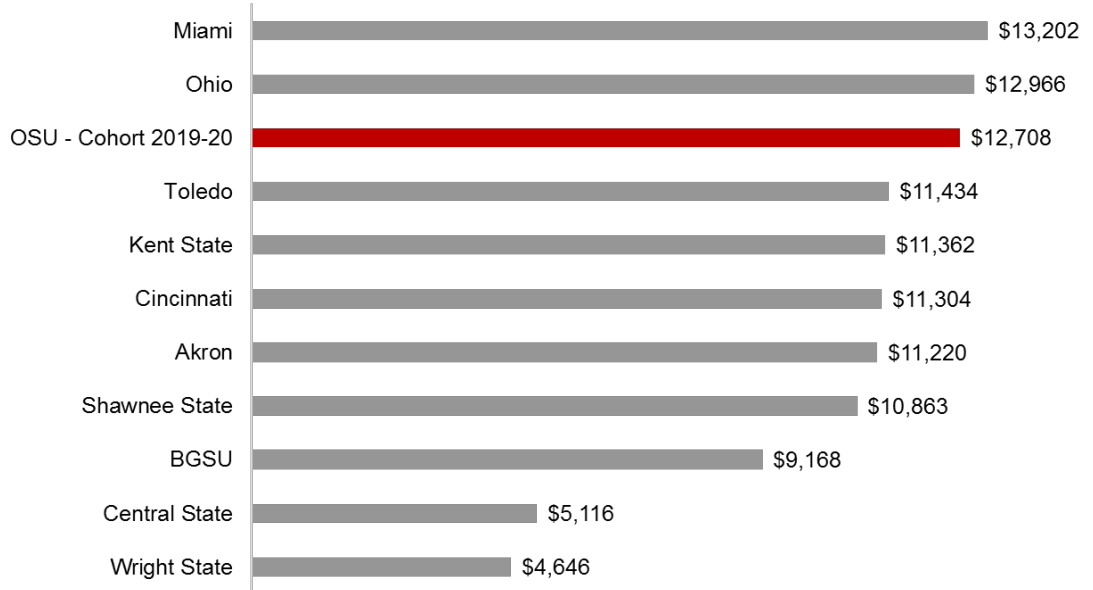
These are the proposed rates for the 2019-20 academic year, excluding students in the previous Tuition Guarantee cohorts. Housing and dining rates for students who entered with the 2017-18 and 2018-19 Tuition Guarantee cohorts will remain at the levels set when those students entered the university.

Housing	FY19	FY20	Proposed Increase
Rate I	\$8,472	\$8,658	\$186
Rate II	\$7,058	\$7,214	\$156
Rate IIA	\$6,832	\$6,982	\$150
Rate III	\$6,596	\$6,742	\$146

Dining	FY19	FY20	Proposed Increase
Scarlet 14	\$4,720	\$4,824	\$104
Declining Balance	\$4,212	\$4,304	\$92
Gray 10	\$3,962	\$4,050	\$88
Unlimited	\$3,866	\$3,952	\$86
McConnell (Newark)	\$2,760	\$2,820	\$60

Ohio State's room and board rates remain affordable compared to Ohio public universities (Rate I is the most common type of housing and Gray 10 is the most common dining plan):

FY19 - Most Common Housing and Dining Plans



The Ohio State University
Proposed Housing Rates for FY 2020

Room Configuration	FY 2019 Tuition Guarantee Cohort	FY 2020 Tuition Guarantee Cohort and Non-Tuition	\$ Change	% Change
Columbus Campus				
Rate I	\$8,472	\$8,658	\$186	2.2%
Rate II	\$7,058	\$7,214	\$156	2.2%
Rate IIA	\$6,832	\$6,982	\$150	2.2%
Rate III	\$6,596	\$6,742	\$146	2.2%
Summer Term Options				
4-Week Session - Rate I	\$1,059	N/A		
6-Week Session - Rate I	\$1,588	N/A		
8-Week Session - Rate I	\$2,118	N/A		
4-Week Session - Rate II	N/A	\$902	N/A	
6-Week Session - Rate II	N/A	\$1,353	N/A	
8-Week Session - Rate II	N/A	\$1,804	N/A	
4-Week Session - Rate IIA	\$854	\$873	\$19	2.2%
6-Week Session - Rate IIA	\$1,280	\$1,309	\$29	2.2%
8-Week Session - Rate IIA	\$1,708	\$1,746	\$38	2.2%
Summer Term - Rate I	\$3,178	N/A		
Summer Term - Rate II	N/A	\$2,706	N/A	
Summer Term - Rate IIA	\$2,562	\$2,618	\$56	2.2%
Stadium Scholars Program				
Alumnae Scholarship Houses - single or double w/bath	\$6,412	\$6,554	\$142	2.2%
Alumnae Scholarship Houses - double or triple	\$6,318	\$6,412	N/A	
German House - 1-person room	\$6,508	\$6,650	\$142	2.2%
German House - 2-person room	\$6,056	\$6,190	\$134	2.2%
Monthly Housing Rates				
237 E 17th - mini-single	\$447	\$457	\$10	2.2%
237 E 17th - single	\$618	\$631	\$13	2.2%
237 E 17th - supersingle	\$748	\$764	\$16	2.2%
237 E 17th - double	\$408	\$417	\$9	2.2%
Buckeye Village				
Buckeye Village - 1 bedroom	\$543	\$555	\$12	2.2%
Buckeye Village - 2 bedroom	\$685	\$700	\$15	2.2%
Gateway				
Gateway - studio	\$928	\$948	\$20	2.2%
Gateway - 1 bedroom apartment	\$995	\$1,017	\$22	2.2%
Gateway - 2 bedroom apartment	\$969	\$990	\$21	2.2%
Gateway - 3 bedroom apartment	\$842	\$861	\$19	2.2%
Neil				
Neil - efficiency	\$842	\$861	\$19	2.2%
Neil - 4 bedroom	\$836	\$854	\$18	2.2%
Penn Place				
Penn Place - 1 person room	\$797	\$815	\$18	2.2%
ATI				
1-bedroom for 2 (per person)	\$7,024	\$7,178	\$154	2.2%
2-bedroom for 4 (per person)	\$7,024	\$7,178	\$154	2.2%
2-bedroom for 5 (per person - double)	\$7,024	\$7,178	\$154	2.2%
2-bedroom for 5 (per person - triple)	\$6,058	\$6,192	\$134	2.2%
3-bedroom for 5 (per person - single)	\$7,400	\$7,562	\$162	2.2%
3-bedroom for 5 (per person - double)	\$7,024	\$7,178	\$154	2.2%
Private apartment	\$8,350	\$8,534	\$184	2.2%
Newark				
2-person efficiency (per person)	\$7,596	\$7,764	\$168	2.2%
2-bedroom for 4 (per person)	\$7,638	\$7,806	\$168	2.2%
3-bedroom for 6 (per person)	\$7,198	\$7,356	\$158	2.2%
McConnell Hall	\$7,866	\$8,040	\$174	2.2%
Mansfield				
2-bedroom for 2 (per person)	\$8,026	\$8,202	\$176	2.2%
2-bedroom for 4 (per person)	\$6,422	\$6,564	\$142	2.2%
5-bedroom for 5 (per person)	\$6,736	\$6,884	\$148	2.2%
5-bedroom for 6 - single (per person)	\$6,422	\$6,564	\$142	2.2%
5-bedroom for 6 - double (per person)	\$5,788	\$5,916	\$128	2.2%

The Ohio State University
Proposed Meal Plan Rates for FY 2020

Description	2018-19 Tuition Guarantee Cohort	2019-20 Tuition Guarantee Cohort and Non-Tuition Guarantee	\$ Change	% Change
Unlimited Access (Unlimited Meals / \$200 Dining Dollars)	\$3,866	\$3,952	\$86	2.2%
Scarlet Access 14 (14 Meals / \$400 Dining Dollars / \$300 BuckID)	\$4,720	\$4,824	\$104	2.2%
Gray Access 10 (10 Meals / \$400 Dining Dollars / \$300 BuckID)	\$3,962	\$4,050	\$88	2.2%
Declining Balance (\$2,738 / \$2,798 Dining Dollars)	\$4,212	\$4,304	\$92	2.2%
McConnell Plan (\$1,794 / \$1,833 Dining Dollars)	\$2,760	\$2,820	\$60	2.2%
Carmen 1 (\$556 / \$568 Dining Dollars)	\$856	\$874	\$18	2.2%
Carmen 2 (\$1,086 / \$1,110 Dining Dollars)	\$1,672	\$1,708	\$36	2.2%
Summer:				
Carmen 1 (\$556 / \$568 Dining Dollars)	\$856	\$874	\$18	2.2%
Carmen 2 (\$1,086 / \$1,110 Dining Dollars)	\$1,672	\$1,708	\$36	2.2%

Student Health Insurance

Background: All Ohio State students are required to have health insurance. Domestic students may choose outside insurance, and most do (87%). International students typically buy Ohio State's plan.

The university uses fee revenue to cover the cost of third-party insurance. Rates are designed to be affordable and keep up with health care costs.

The recommendation for Fiscal Year 2020, based on third-party costs, is a 2.0% increase for students.

Comprehensive Health Plan	FY19	FY20	Change
Student	\$3,252	\$3,316	2.0%
Student & Spouse	\$6,504	\$6,632	2.0%
Student & Children	\$9,756	\$9,948	2.0%
Student & Family	\$13,008	\$13,264	2.0%

III. Summary and Conclusions

- A. Differentials for professional programs are market-driven.
- B. Housing and dining rates will increase 2.2% for the new first-year Ohio resident students in the 2019-20 Ohio State Tuition Guarantee and continuing non-guarantee students.
- C. Housing and dining rates will remain unchanged (0.0%) for students associated with the previous Tuition Guarantee cohorts (2017-18 and 2018-19)
- D. Student health insurance rates will increase 2.0%.

**AUTHORIZATION TO CREATE AND MANAGE
PASS-THROUGH FEES**

Synopsis: Authorization for university leadership to approve and adjust pass-through fees in which the university collects fees to pay for third-party goods and services that benefit students, is proposed.

WHEREAS access, affordability and excellence is a pillar of The Ohio State University's strategic plan; and

WHEREAS the university collects certain fees, known as pass-through fees, that are used to pay third parties for goods and services that directly benefit students; and

WHEREAS the university does not seek to financially benefit from pass-through fees, but collects these fees instead of requiring third parties to bill students directly in circumstances where the university's involvement can reduce student costs, simplify billing for students, provide students with access to credentials or services, or otherwise benefit students; and

WHEREAS the university will be dramatically increasing the use of pass-through fees as part of the CarmenBooks affordability initiative, in which students can access digital textbooks at a significantly discounted rate compared with traditional materials; and

WHEREAS the Board of Trustees approved a CarmenBooks pilot for spring semester 2019 (Resolution 2019-08) and an expanded pilot for summer term and autumn semester 2019 (Resolution 2019-59) that is expected to save students a total of more than \$1 million; and

WHEREAS the continued success of the CarmenBooks pilot and other opportunities to benefit students through pass-through fees would be simplified and streamlined with a more flexible process that would retain accountability to the Board of Trustees:

NOW THEREFORE

BE IT RESOLVED, That the Board of Trustees hereby approves the recommendation of the administration establishing the following authority to establish, increase, decrease, eliminate and otherwise manage pass-through fees under the following circumstances:

- The university has determined that a pass-through fee will directly benefit students by reducing their costs, simplifying billing, providing access to credentials or services, or other means; and
- Funds from pass-through fees are used to pay third-party costs; and
- The creation of any pass-through fee or adjustment to any existing pass-through fee is reviewed and approved by the executive vice president and provost, and senior vice president for business and finance and chief financial officer, in consultation with the president; and
- The administration will provide an annual report to the Board of Trustees that lists all pass-through fees, their uses and their cost to students.



THE OHIO STATE UNIVERSITY

Pass-through fees

Michael Papadakis, SVP and CFO

Board of Trustees | July 10, 2019



Pass-through fees

- Pass-through fees cover the cost of third-party goods/services
- Ohio State collects pass-through fees to benefit students, for example:
 - To reduce student costs
 - To simplify billing for students
 - To provide access to credentials or services
- Implementation of CarmenBooks initiative will increase use of pass-through fees
 - Fees pay for digital textbooks that are often 80% less expensive than traditional texts
 - Pilot through fall semester expected to save 11,000+ students more than \$1 million
 - Full rollout of CarmenBooks planned for Spring Semester 2020

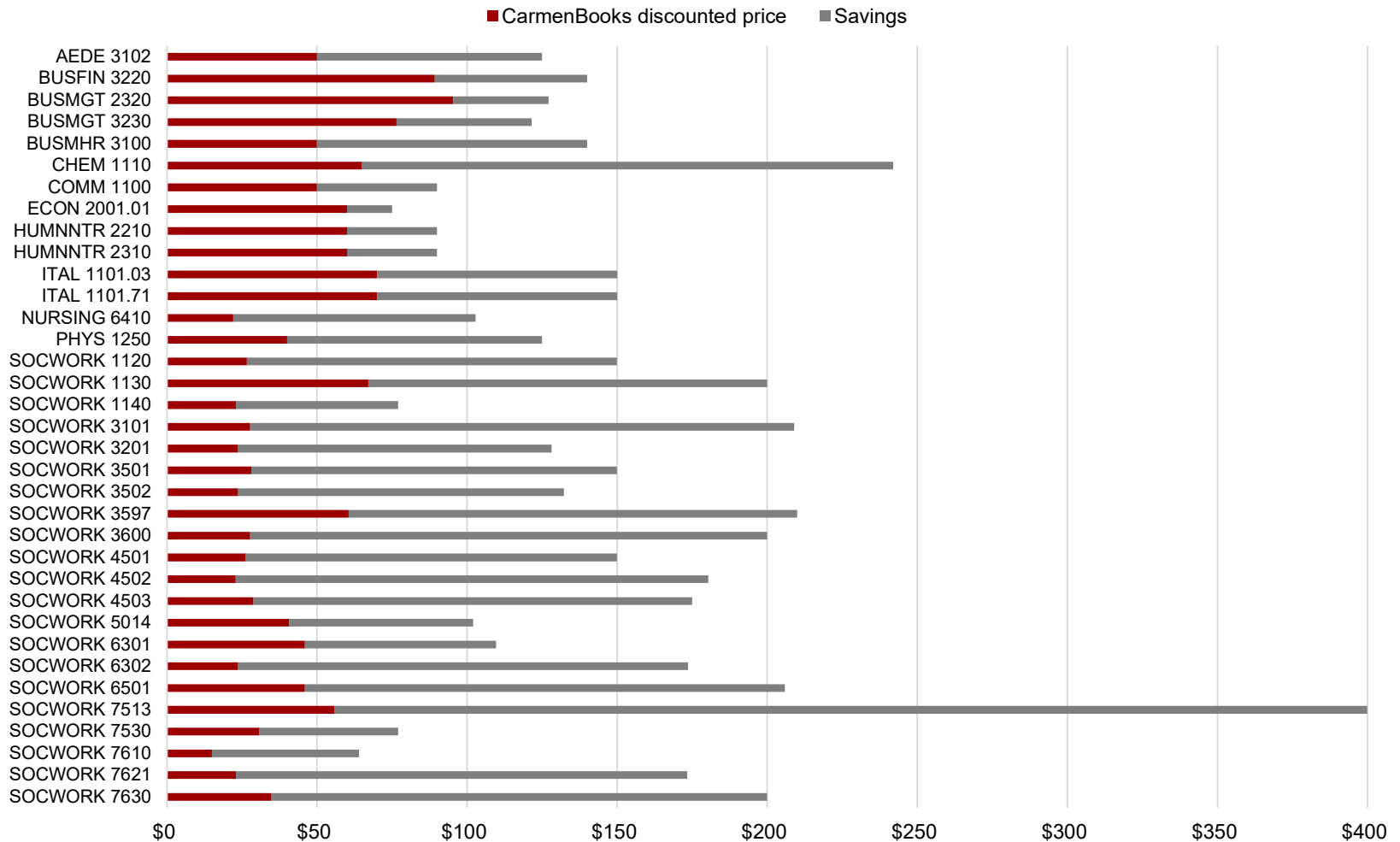
Approval requested

- Flexibility to authorize pass-through fees without individual approval from Board



Detail: CarmenBooks in 2019

Students are projected to save more than \$1M during pilot year



Note: Pricing shown for August 2019 for courses that were part of CarmenBooks in multiple terms



Detail: Other pass-through fees

FY 2018-2019 (Summer 2018 - Spring 2019)

College	Fee Description	Student Level	Rate
All-Columbus Campus Only	COTA Bus Service Fee	GRAD, PROF, UGRD	\$ 13.50
All-Columbus Campus Only	Student Legal Svcs Annual Fee - Summer	GRAD, PROF, UGRD	\$ 6.00
All-Columbus Campus Only	Student Legal Svcs Annual Fee - Autumn, Spring & Summer	GRAD, PROF, UGRD	\$ 40.00
All-Columbus Campus Only	Student Legal Svcs Annual Fee - Spring & Summer	GRAD, PROF, UGRD	\$ 23.00
Law	Law Bar Association Fee	GRAD	\$ 45.00
Optometry	Prof Assoc Fee Optometry	GRAD, PROF	\$ 55.00
Study Abroad	OIA Program Fee Supp Insurance	GRAD, PROF, UGRD	Varies by program
Study Abroad	OIA Study Abroad Program Fee	GRAD, PROF, UGRD	Varies by program
EHE	EHE First Aid and CPR Lab Fee	UGRD	\$ 20.00
EHE	EHE Educator Prep Fee	UGRD	\$ 128.50
EHE	EHE Educator Prep Fee	GRAD	\$ 135.00
Marion	EHE Educator Prep Fee	UGRD	\$ 128.50
ASC - Music	EHE Educator Prep Fee	UGRD	\$ 128.50
ASC - AAEP	EHE Educator Prep Fee	UGRD	\$ 128.50
Mansfield	EHE Educator Prep Fee	UGRD	\$ 128.50
Lima	EHE Educator Prep Fee	UGRD	\$ 128.50
Newark	EHE Educator Prep Fee	UGRD	\$ 128.50
John Glenn	DC Metro Pass	UGRD	\$109.00
John Glenn	DC Housing Processing and Rent	UGRD	\$ 4,584.00
John Glenn	DC Housing Security Deposit	UGRD	\$ 200.00



Proposal: Flexibility to manage pass-through fees

University could establish, increase, decrease and eliminate fees under these conditions:

- A pass-through fee will directly benefit students;
- Funds from pass-through fees are used to pay third-party costs;
- Any new or adjusted fee is approved by the provost and CFO in consultation with the president
- An annual report to the Board of Trustees will detail any changes in or additions to pass-through fees

The Ohio State University Board of Trustees
July 10, 2019

Topic:

Authorization to create and manage pass-through fees

Context:

The university collects certain fees, known as pass-through fees, that are used to pay a third party for the cost of goods and services that directly benefit students. The university does not seek to financially benefit from these fees but collects them because Ohio State's involvement benefits students by reducing their costs, simplifying billing, providing access to credentials or services, or other means.

The university's use of pass-through fees is set to dramatically expand because of the CarmenBooks affordability initiative, which reduces the cost of course materials, often by 80 percent or more. In the ongoing CarmenBooks pilot, the university charges a digital textbook fee that covers the cost of significantly discounted course materials. The Board of Trustees has approved a pilot that is expected to save more than 11,000 students more than \$1 million over its first year. The pilot began in spring semester 2019 in nine courses and will expand to 32 courses in autumn semester 2019. The university anticipates a full rollout starting in spring semester 2020.

Currently, the university seeks Board of Trustees approval for each pass-through fee. The proposed resolution would provide the administration with broad authority to establish, increase, decrease, eliminate and otherwise manage pass-through fees without seeking board approval in each instance. Under this proposal, the administration would provide an annual report to the Board of Trustees that lists all pass-through fees, their uses and their cost to students. A streamlined process, as proposed, would enhance the effectiveness of programs such as CarmenBooks by allowing more flexibility to manage pass-through fees that benefit students.

Requested of The Board of Trustees:

Approval of the attached resolution.

The Ohio State University Board of Trustees
July 10, 2019

The university collects certain fees, known as pass-through fees, that are used to pay a third party for the cost of goods and services that directly benefit students. The university does not seek to financially benefit from these fees but collects them because Ohio State's involvement benefits students in a variety of ways. Examples include:

- **Reducing student costs:** The CarmenBooks textbook affordability initiative is expected to save more than 11,000 students more than \$1 million during its initial one-year pilot period. The university utilizes its membership in the Unizin consortium to access digital textbooks that often cost 80 percent less than traditional textbooks. Students pay a digital textbook fee, which is a pass-through fee that covers the cost of these materials.
- **Simplifying billing:** The Educational Preparation Voucher Program allows students who are enrolled in teaching licensure programs to spread costs across several semesters and utilize financial aid to pay these costs. Three colleges and the regional campuses participate in the program, which uses a pass-through fee to cover the cost of materials associated with becoming licensed educators. These costs include an electronic portfolio, assessment tools, and testing administered by the Ohio Assessment of Educators (OAE) or the American Council on Teaching of Foreign Languages (ACTFL).
- **Providing access to credentials or services:** The First Aid and CPR Lab Fee allows the College of Education and Human Ecology and regional campuses to offer Red Cross training to students.

The university does not set the rates for pass-through fees, although it can make the cost more affordable as in the case of digital textbooks offered through the CarmenBooks program (by utilizing the Unizin consortium) and by allowing students to use financial aid as in the Educational Preparation Voucher Program.

The use of pass-through fees is expected to dramatically increase when the CarmenBooks initiative begins its full rollout in Spring Semester 2020.

Current practice requires Board of Trustees approval for each pass-through fee, which requires requests to be made based on the timing of board meetings. The proposed process would provide additional flexibility while retaining accountability to the Board of Trustees for all student charges.

The proposed resolution would allow the university to establish, increase, decrease, eliminate and otherwise manage pass-through fees under the following circumstances:

- The university has determined that a pass-through fee will directly benefit students by reducing their costs, simplifying billing, providing access to credentials or services, or other means;
- Funds from pass-through fees are used to pay third-party costs;
- The creation of any pass-through fee or adjustment to any existing pass-through fee is reviewed and approved by the executive vice president and provost and senior vice president for business and finance and chief financial officer in consultation with the president; and
- The administration will provide an annual report to the Board of Trustees that lists all pass-through fees, their uses and their cost to students.

The university will assess pass-through fees based on the known cost of third-party goods and services, with the intent that the university does not retain revenue from these fees.

Details about the collection of and use of any excess revenue will be part of the annual report to the Board of Trustees.

PASS-THROUGH FEES (THROUGH SPRING 2019)

FY 2018-2019 (Summer 2018 - Spring 2019)			Total # students for 3 terms (net of add/drops)		
College	Fee Description	Student Level	Fees		
			Rate	Volume	Fee Amount
All-Columbus Campus Only	COTA Bus Service Fee	GRAD, PROF, UGRD	\$ 13.50	126,412	\$ 1,706,562
All-Columbus Campus Only	Student Legal Svcs Annual Fee	GRAD, PROF, UGRD	\$ 6.00	785	\$ 4,710
All-Columbus Campus Only	Student Legal Svcs Annual Fee	GRAD, PROF, UGRD	\$ 40.00	50,932	\$ 2,037,280
All-Columbus Campus Only	Student Legal Svcs Annual Fee	GRAD, PROF, UGRD	\$ 23.00	1,902	\$ 43,746
Law	Law Bar Association Fee	GRAD	\$ 45.00	216	\$ 9,720
Social Work	CarmenBooks Electronic Text	GRAD, PROF, UGRD	\$ 73.87	188	\$ 13,888
Social Work	CarmenBooks Electronic Text	GRAD, PROF, UGRD	\$ 68.59	154	\$ 10,563
Social Work	CarmenBooks Electronic Text	GRAD, PROF, UGRD	\$ 55.86	13	\$ 726
Social Work	CarmenBooks Electronic Text	GRAD, PROF, UGRD	\$ 29.62	194	\$ 5,746
Social Work	CarmenBooks Electronic Text	GRAD, PROF, UGRD	\$ 23.70	875	\$ 20,738
Optometry	Prof Assoc Fee Optometry	GRAD	\$ 55.00	529	\$ 29,095
Study Abroad	OIA Program Fee Supp Insurance	GRAD, PROF, UGRD	Varies by program	581	\$ 27,293
Study Abroad	OIA Study Abroad Program Fee	GRAD, PROF, UGRD	Varies by program	2,232	\$ 4,181,720
EHE	EHE First Aid and CPR Lab Fee	UGRD	\$ 20.00	450	\$ 9,000
EHE	EHE Educator Prep Fee	UGRD	\$ 128.50	1,554	\$ 199,689
EHE	EHE Educator Prep Fee	GRAD	\$ 135.00	265	\$ 35,775
Marion	EHE Educator Prep Fee	UGRD	\$ 128.50	102	\$ 13,107
ASC - Music	EHE Educator Prep Fee	UGRD	\$ 128.50	107	\$ 13,750
ASC - AAEP	EHE Educator Prep Fee	UGRD	\$ 128.50	56	\$ 7,196
Mansfield	EHE Educator Prep Fee	UGRD	\$ 128.50	10	\$ 1,285
Lima	EHE Educator Prep Fee	UGRD	\$ 128.50	127	\$ 16,320
Newark	EHE Educator Prep Fee	UGRD	\$ 128.50	148	\$ 19,018
John Glenn	DC Metro Pass	UGRD	\$109.00	65	\$ 7,085
John Glenn	DC Housing Processing and Rent	UGRD	\$ 4,584.00	65	\$ 297,960
John Glenn	DC Housing Security Deposit	UGRD	\$ 200.00	65	\$ 13,000
TOTAL					\$ 8,724,970

Detail: CarmenBooks pilot: Spring Semester 2019

Course	Number of Sections	List Price	Discounted Price (Digital Textbook Cost)	Savings per student
Soc Work 1130 Introduction to Social Work in Contemporary Society	7	\$199.95	\$73.87	\$126.08
Soc Work 3201 Social & Economic Justice: Strategies for Social Work	9	\$128.20	\$23.70	\$104.50
Soc Work 3502 Foundations of Generalist Practice	9	\$132.27	\$23.70	\$108.57
Soc Work 3597 Adolescent Parenthood & Sexuality: International Perspective	5	\$209.95	\$68.59	\$141.36
Soc Work 4503 Generalist Practice with Larger Systems	9	\$174.95	\$29.62	\$145.33
Soc Work 6302 Organizational & Community Systems	6	\$173.60	\$23.70	\$149.90
Soc Work 7513 Clinical Social Work with Groups (2 textbooks)	1	\$399.90	\$55.86	\$344.04
Soc Work 7520 Pharmacotherapy in Social Work	1	\$199.95	\$27.74	\$172.21
Soc Work 7621 Integrative Seminar II on Mental Health & Substance Abuse	5	\$173.33	\$23.70	\$149.63