

**TUESDAY, JULY 11, 2017
BOARD MEETING**

Alex Shumate
Jeffrey Wadsworth
Timothy P. Smucker
Cheryl L. Krueger
Michael J. Gasser
Brent R. Porteus
Abigail S. Wexner
Hiroyuki Fujita
Alan A. Stockmeister
Lydia A. Lancaster
H. Jordan Moseley

Location: Longaberger Alumni House
Sanders Grand Lounge

Time: 9:00 a.m. – 1:00 p.m.

1. Executive Session

9:00 a.m. – 9:30 a.m.

ITEMS FOR ACTION

2. Establishment of Tuition Guarantee Program –
Dr. McPheron, Mr. Chatas

9:30 a.m. – 9:45 a.m.

3. Fiscal Year 2018 Tuition and Mandatory Fee Rates –
Dr. McPheron, Mr. Chatas

9:45 a.m. – 9:55 a.m.

4. Fiscal Year 2018 User Fees and Charges –
Dr. McPheron, Mr. Chatas

9:55 a.m. – 10:05 a.m.

5. Waiver of Tuition for Study Abroad –
Dr. McPheron, Mr. Chatas

10:05 a.m. – 10:15 a.m.

6. Executive Session

10:30 a.m. – 1:00 p.m.

From: Bruce A. McPheron
Geoffrey S. Chatas
Date: July 10, 2017
Re: Tuition and fee materials

Last week, the university announced that it would propose the Ohio State Tuition Guarantee and significant increases to student aid. In-state tuition and fees would increase 5.5 percent for incoming freshmen in August and then, under the guarantee, be frozen at that level for four years.

We are now considering including room and board in the guarantee. Attached are materials that reflect this addition. We had initially proposed a separate 3 percent increase for room and board that would not be guaranteed.

We look forward to discussing more with you when we meet.



THE OHIO STATE UNIVERSITY

Tuition guarantee & tuition and fees

Board of Trustees

July 11, 2017



Context for 2017-18 tuition and fees discussion

Biennial state budget

- State Share of Instruction frozen for biennium (0% for 2017-18 and 2018-19)
- Cap on resident tuition and fees (0% allowed for 2017-18 and 2018-19)
- Retains option for tuition guarantee program – 4-year freeze for incoming students

Guarantee proposal	Proposed Rate / Value
Ohio State Tuition Guarantee for incoming first-year students at all university campuses	Rate to be frozen for 4 years after establishing FY18 base 4.2% net increase for resident NFYS (Columbus campus) <ul style="list-style-type: none"> ➤ 5.5% increase for tuition and mandatory fees ➤ 3.0% increase for room and board

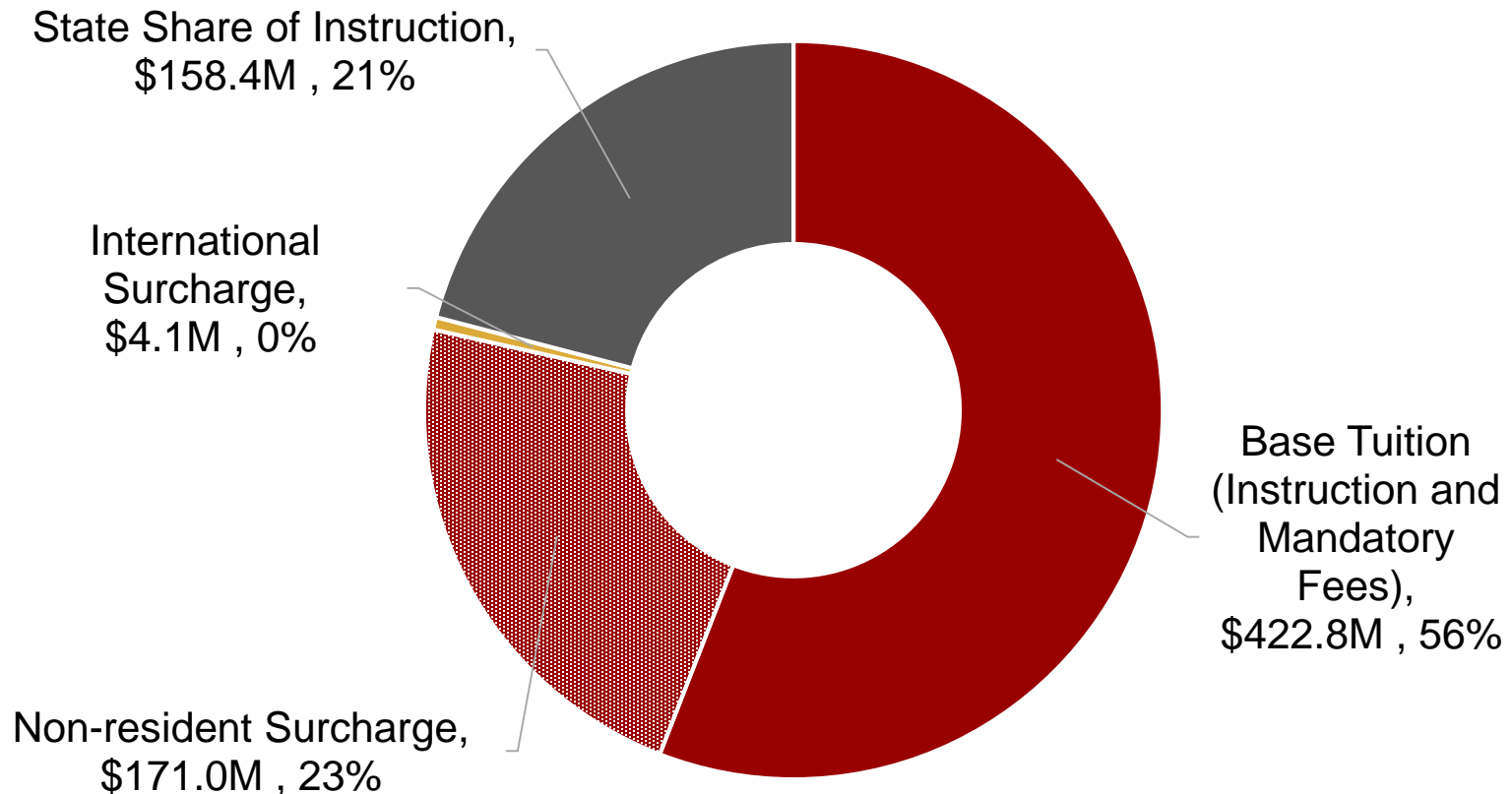
Other fees	Proposed Rate / Value
Tuition and fees for continuing students	➤ 0% increase
Non-resident fee	➤ 5% surcharge increase
International fee – undergraduate	➤ \$996 surcharge increase (new students only)
Program, course and technology fees	➤ 0% increase
Housing	➤ 3% increase
Dining	➤ 3% increase
Professional school differential fees	➤ Market-driven – 8 proposed increases
Student health insurance	➤ 8.7% increase



Undergraduate support

Nearly 79 percent of revenue is from undergraduate tuition; state provides 21 percent

\$756 million for undergraduate instruction (FY16)





What students see

A typical undergraduate bill can include tuition, room and board and other fees

BUCKEYE, BRUTUS
161 CURL DRIVE

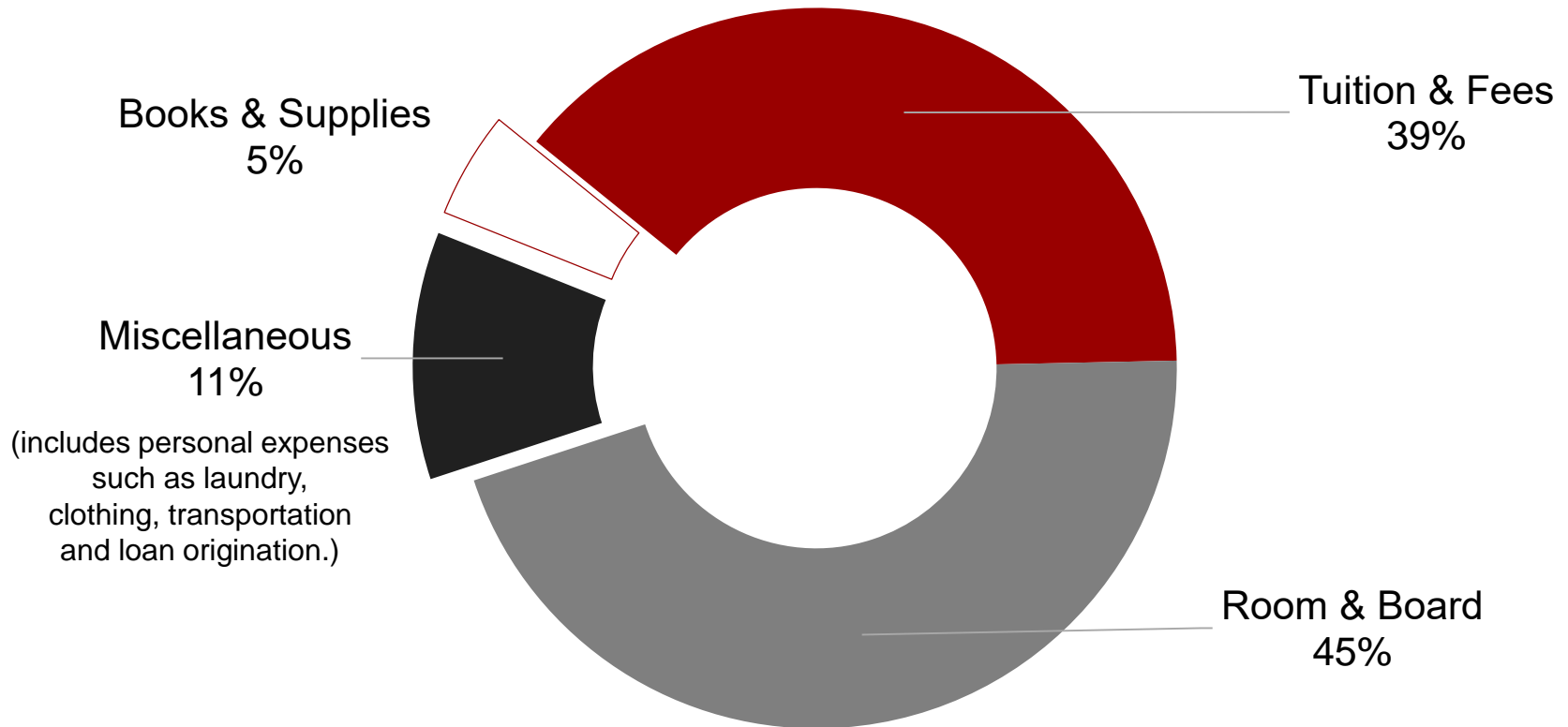
Transaction	Transaction Date	Due Date	Charges	
Instructional Fee Undergrad	11/9/2016	1/5/2017	\$4,584.00	Tuition and mandatory fees
General Fee Undergrad	11/9/2016	1/5/2017	\$186.00	
Recreational Fee	11/9/2016	1/5/2017	\$123.00	
Student Union Facility Fee	11/9/2016	1/5/2017	\$74.40	
Student Activity Fee Undergrad	11/9/2016	1/5/2017	\$37.50	
COTA Bus Service Fee	11/9/2016	1/5/2017	\$13.50	
North Campus Housing Rate 1	11/9/2016	1/5/2017	\$3,938.00	Room and board
North Housing Activity Fee	11/9/2016	1/5/2017	\$20.00	
Gray 10 plan	11/9/2016	1/5/2017	\$1,895.00	
Program Fee Ugrad Eng/Arch	11/9/2016	1/5/2017	\$589.20	Program & lab fees
Laboratory Fee - Physics	11/9/2016	1/5/2017	\$300.00	
Laboratory Fee - Chemistry	11/9/2016	1/5/2017	\$225.00	
SEMESTER BALANCE			11,985.60	



Total cost of attendance

University controls 84 percent of official cost of attendance for first 2 years

Ohio State's official FY17 cost of attendance: \$25,820





History: Tuition and fees

Ohio State has limited cost increases for students in past 5 years

	FY17	5-year change (CAGR to FY13)
Instructional Fee	9,168	0.0%
General Fee	372	0.0%
Student Activity	75	0.0%
Recreation	246	0.0%
COTA	27	0.0%
Ohio Union	149	0.0%
Resident Tuition & Fees	\$ 10,037	0.0%
Non-Resident Surcharge	18,192	4.2%
U.S. Non-Resident Tuition & Fees	\$ 28,229	2.6%
International surcharge (FY16-current)	\$1,932	18.0%
International surcharge (pre-FY16)	\$996	0.0%
Int'l total (FY16-current)	\$ 30,161	3.3%
Int'l total (pre-FY16)	\$ 29,225	2.5%
Housing (most common plan - Rate I)	\$7,876	2.2%
Dining (most common plan – Gray 10)	\$3,790	0.6%
Housing and Dining	\$11,666	1.7%

5-year freeze for Ohio students

Frozen for 2 years



Ohio State Tuition Guarantee: Overview

Plan provides predictability to help families plan for a four-year education

- Freezes rates for four years for each incoming class of new first-year undergraduates:
 - Fees included: Base (resident) tuition, mandatory fees, housing and dining charges
 - Set rates benefit all undergraduates, but non-resident surcharges are not in guarantee
- Plan would apply to all campuses – Columbus, Lima, Mansfield, Marion, Newark and ATI (Wooster)

IMPLEMENTATION

- New structure allows one-time adjustment in first year of guarantee program (state cap = 6%)
 - Columbus campus: 4.2% increase (5.5% to base tuition and fees; 3% to room and board)
 - Regional campuses and ATI: 5.8% increase to base tuition and fees, 3% to room and board
- Subsequent cohorts can adjust guaranteed rate by 60-month avg. CPI + state cap (0% in 2018-19)
- University will end most course and technology fees for students in guarantee (starting spring 2018)
 - Exceptions will include courses with high or unusual costs (e.g. aviation)



Cost for first cohort in guarantee program

Columbus campus – Ohio State Tuition Guarantee for class entering FY18 (resident, most common room and board)				
	Current (FY17)	Guarantee (FY18)	Change	% Change
Instructional Fee	9,168	9,718	550	6.0%
General Fee	372	372	-	-
Student Activity	75	80	5	6.0%
Recreation	246	246	-	-
COTA	27	27	-	-
Ohio Union	149	149	-	-
Resident Tuition & Fees	\$ 10,037	\$ 10,591	\$ 555	5.5%
Housing (Rate I plan)	7,876	8,112	236	3.0%
Dining (Gray 10 plan)	3,790	3,904	114	3.0%
Housing and Dining	\$11,666	\$12,016	\$350	3.0%
Columbus campus guarantee	\$21,703	\$22,607	\$905	4.2%

Regional campuses - Ohio State Tuition Guarantee for class entering FY18				
	Current (FY17)	Guarantee (FY18-)	Change	% Change
Instructional Fee	6,912	7,325	413	6.0%
General Fee	228	228	-	-
Regional campus guarantee	\$7,140	\$7,553*	\$413	5.8%

Agricultural Technical Institute - Ohio State Tuition Guarantee for class entering FY18				
	Current (FY17)	Guarantee (FY18-)	Change	% Change
Instructional Fee	6,876	7,289	413	6.0%
General Fee	228	228	-	-
ATI guarantee	\$7,104	\$7,517*	\$413	5.8%

*Room and board rates would also be included in the regional campus and ATI guarantee for student selecting those options



Biennial planning

University to transition to new tuition and fee structure in 2017-18

	2017-18	2018-19
Continuing students	Tuition and fees <ul style="list-style-type: none"> • 0% Resident • 3.2% U.S. non-resident • 6.3% International Room and board <ul style="list-style-type: none"> • 3.0% each 	Tuition and fees <ul style="list-style-type: none"> • 0% Resident • TBD U.S. non-resident • TBD International Room and board <ul style="list-style-type: none"> • TBD
New First Year Students	Ohio State Tuition Guarantee <ul style="list-style-type: none"> • 4.6% Columbus campus net increase (tuition, fees, room and board) • 5.2% Regional campuses and ATI tuition and fees. Room and board rates will also be guaranteed. 	First cohort <ul style="list-style-type: none"> • 0% (frozen to 2020-21) New incoming students <ul style="list-style-type: none"> • 60-month CPI average for guaranteed fees • TBD for non-resident surcharges

Other considerations

- Expanded investments in need-based financial aid



Land Grant Opportunity Scholarships

Expanded program to eliminate need to borrow for 176 students

CURRENT STATE

- Covers the cost of tuition and fees (in combination with other aid, work-study)
- Available annually to 1 student in each of Ohio's 88 counties

EXPANDED PROGRAM FOR 2017-18

- Awards increased to cover full cost of attendance (*\$26,792 for 2017-18*)
 - Will immediately benefit the 76 Land Grant recipients enrolling in August
- University to double number of new scholarships (to 176 annually) by 2018-19



President's Affordability Grants

University will commit \$25 million to support middle- and lower-income Ohioans

HISTORY

- 2020 Vision committed \$100 million over five years to expand need-based aid
- President's Affordability Grants established in 2015-16 for Columbus campus
 - \$15 million benefitted more than one-third (12,400+) of Ohio students
- Program expanded in 2016-17 to include regional campuses
 - \$20 million in aid for more than 15,000 students

EXPANDED PROGRAM FOR 2017-18

- Additional \$5 million to support President's Affordability Grants
- Three-year total to \$60 million; university on track to meet \$100 million goal

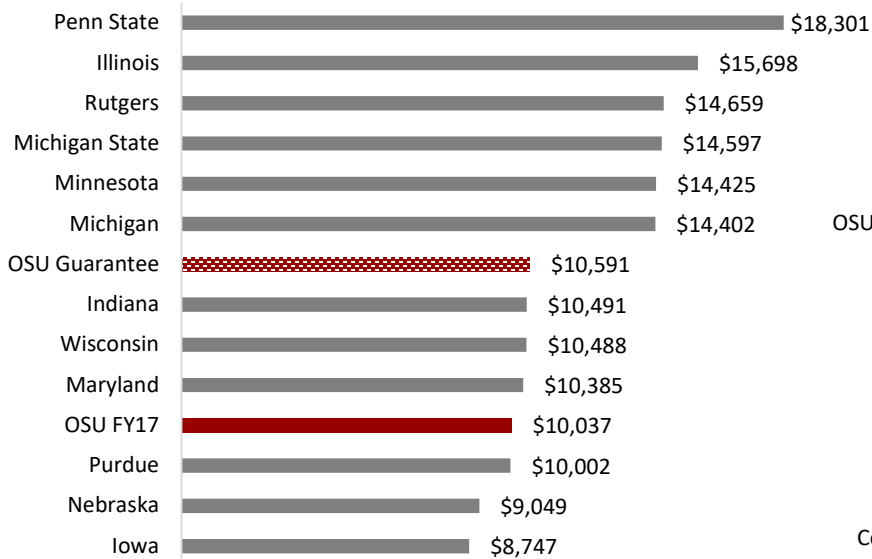


Proposed tuition and fees – Ohio resident

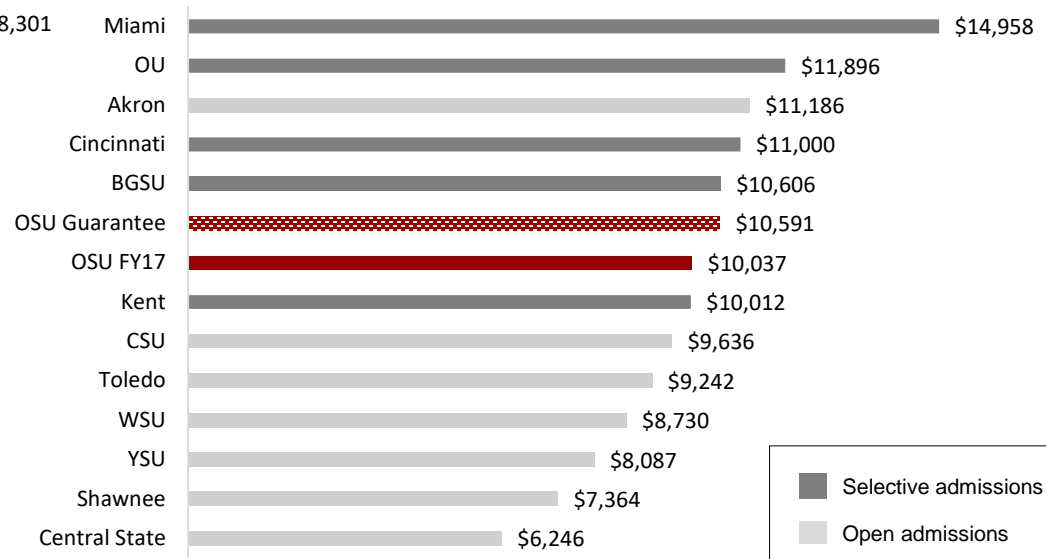
Existing students would remain at FY17 rates; first-year students enter guarantee

FY17 Rate	Increase for guarantee	FY18 guarantee	Cost ranking for guarantee
\$10,037	5.5% (applied only to new first year students, guaranteed rate for 4 years)	\$10,591	7 th /13 most affordable in Big Ten 2 nd /6 most affordable selective admission Ohio public universities

FY18 Proposed - Big Ten public



FY18 Proposed – Ohio public





Proposed non-resident surcharges

- Ohio State has surcharges for U.S. nonresidents and international students
- These surcharges are not part of the Ohio State Tuition Guarantee

PROPOSALS FOR 2017-18

- Non-resident surcharge: 5% (applies to U.S. and international students)
- International surcharge: \$996 for first-year international students
 - Continuing international students would pay existing rates

Surcharge	FY17 Rate	Proposed Increase	FY18 Rate	Ranking for total tuition and fees
Non-Resident	\$18,192	5%	\$19,104	5 th most affordable total non-resident tuition in Big Ten
International	\$1,932 (FY16-now) \$996 (pre-FY16)	\$996	\$2,928	6 th most affordable total international tuition in Big Ten

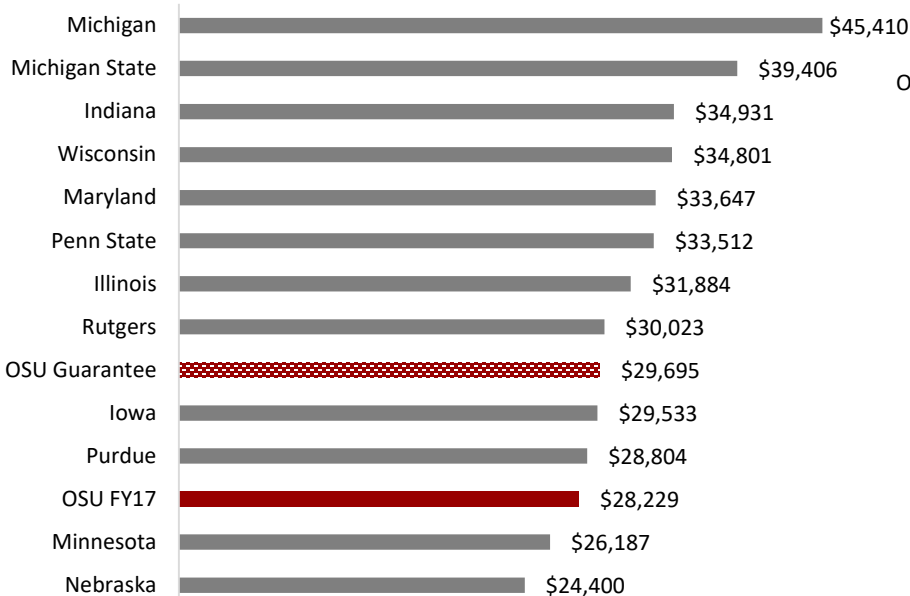


2017-18 proposed non-resident tuition and fees

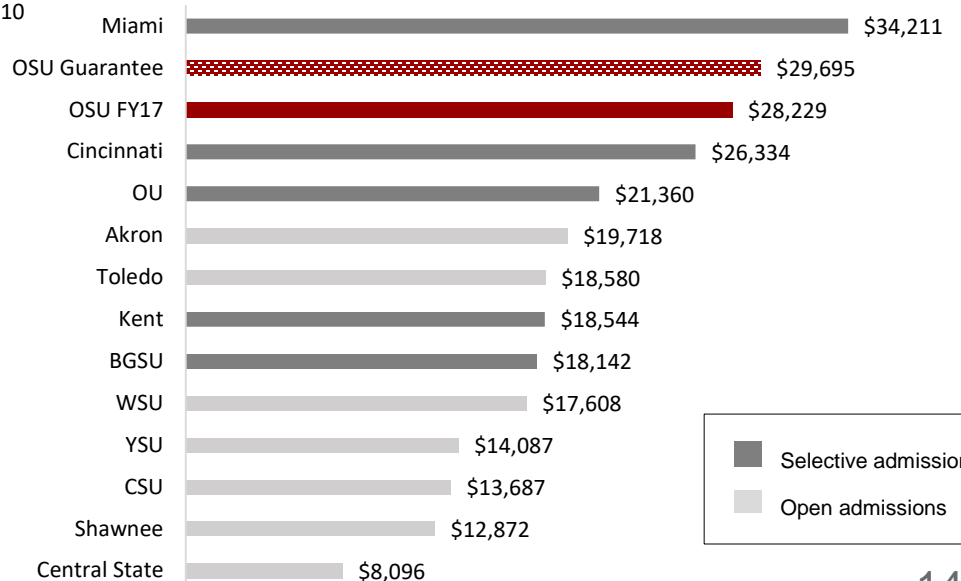
Ohio State would be among 5 most affordable Big Ten publics

Student Impact	5% increase to non-resident surcharge	
	First-year students (in guarantee)	Continuing students
Additional cost	\$912 + \$555 TG	\$912
Non-resident surcharge	\$19,104	\$19,104
Total U.S. non-resident tuition & fees	\$29,695	\$29,141

FY18 proposed – Big Ten publics



FY18 Proposed – Ohio public



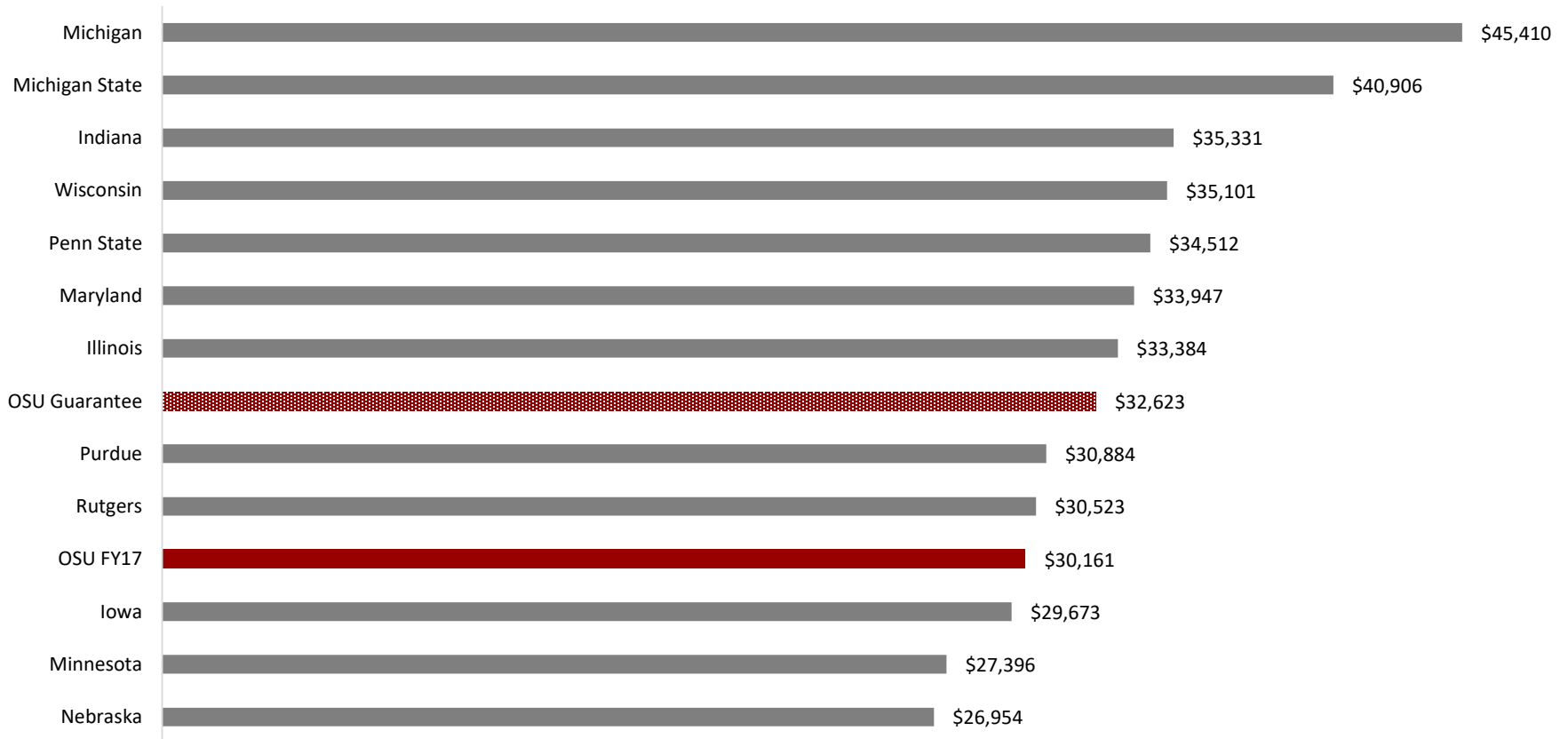
- Selective admissions
- Open admissions



International tuition and fees: Big Ten

Ohio State would be among 6 most affordable Big Ten public universities

FY18 proposed – Big Ten publics



FISCAL YEAR 2018 TUITION AND MANDATORY FEE RATES

Synopsis: Approval of instructional and mandatory fees and non-residential and international surcharges for undergraduate and graduate students at all campuses of The Ohio State University for the Fiscal Year 2018, is proposed.

WHEREAS the Board of Trustees of The Ohio State University supports the university's continued implementation of the Academic Plan and its initiatives to meet the needs of Ohio State students; and

WHEREAS the State of Ohio biennial budget bill continues funding to institutions of higher education through the State Share of Instruction and special purpose appropriations; and

WHEREAS continuing undergraduate students enrolled at all campuses in 2017-18 are subject to a 0% instructional and mandatory fee cap for State Fiscal Year 2018, as required by the State of Ohio biennial budget bill; and

WHEREAS new first-year undergraduate students enrolled at all campuses in 2017-18 will be part of the Ohio State Tuition Guarantee program, which is subject to a 6% instructional and mandatory fee cap for the first year of implementation per the State of Ohio biennial budget bill; and

WHEREAS the administration now presents recommendations for instructional and mandatory fees and non-residential and international surcharges for the Columbus, Lima, Mansfield, Marion, and Newark campuses and for the Agricultural Technical Institute (ATI) at Wooster for the Fiscal Year 2018.

NOW THEREFORE,

BE IT RESOLVED that the Board of Trustees hereby approves the recommendation of the administration and hereby approves rates as follows and as outlined in the attached document:

- That instructional and mandatory fees for continuing undergraduate students enrolled at all campuses in 2017-18 will not increase for 2017-18; and
- That instructional fees, mandatory fees, housing rates and dining rates will be part of the Ohio State Tuition Guarantee for new first-year undergraduate students enrolled at all campuses in 2017-18, and that instructional and mandatory fees will increase by 5.5% for Columbus campus, and 5.8% for the regional and ATI campuses, effective Autumn Semester 2017; and
- That base instructional and mandatory fees for graduate programs will not increase for 2017-18 for the Columbus, regional, and ATI campuses (changes to differential fees are addressed in the FY18 User Fees and Charges resolution); and
- That the non-resident surcharge for undergraduates and most graduate students will be increased by 5.0% for the 2017-18 for the Columbus, regional, and ATI campuses, effective Autumn Semester 2017; and
- That the international surcharge will be increased by \$996 per year for new international undergraduate students as of Autumn Semester 2017.

**The Ohio State University Board of Trustees
July 11, 2017**

Topic:

Fiscal Year 2018 Budget – Tuition and Mandatory fees

Context:

The Board of Trustees is being asked to set rates for tuition and mandatory fees for the coming academic year so that they can be communicated to students and families and to allow for the completion of the Fiscal 2018 budget (to be presented to the Board in August).

This summary first lays out the total cost of tuition and mandatory fees to reflect the University's focus on overall affordability. It also introduces the rates for the Ohio State Tuition Guarantee for new first-year undergraduates. State law requires the Board to set rates for individual fees, which are listed below.

Tuition Guarantee - Tuition and Fees by First-Year Undergraduate - Columbus			
Student Type	FY 2017 (Pre-guarantee)	FY2018	% Change
Resident	\$10,037	\$10,591	5.5%
Non-Resident Domestic	\$28,229	\$29,695	5.2%
Non-Resident International (FY18)	\$30,161	\$32,623	8.2%

Non-Guarantee (Continuing Students) - Tuition and Fees by Undergraduate - Columbus			
Student Type	FY 2017	FY2018	% Change
Resident	\$10,037	\$10,037	0.0%
Non-Resident Domestic	\$28,229	\$29,141	3.2%
Non-Resident International (pre FY16)	\$29,225	\$30,137	3.1%
Non-Resident International (FY16, FY17)	\$30,161	\$31,073	3.0%
Non-Resident International (FY18)	\$30,161	\$32,069	6.3%

Tuition Guarantee - Tuition and Fees by First-Year Undergraduate - Regionals			
Student Type	FY 2017 (Pre-guarantee)	FY2018	% Change
Resident - Regionals - Tuition Guarantee	\$7,140	\$7,553	5.8%
Non-Resident - Regionals - Tuition Guarantee	\$25,332	\$26,657	5.2%

Non-Guarantee (Continuing Students) - Tuition and Fees by Undergraduate - Regionals			
Student Type	FY 2017	FY2018	% Change
Resident - Regionals - Non-Guarantee	\$7,140	\$7,140	0.0%
Non-Resident - Regionals - Non-Guarantee	\$25,332	\$26,244	3.6%

Tuition Guarantee - Tuition and Fees by First-Year Undergraduate - ATI			
Student Type	FY 2017 (Pre-guarantee)	FY2018	% Change
Resident - ATI - Tuition Guarantee	\$7,104	\$7,517	5.8%
Non-Resident - ATI - Tuition Guarantee	\$25,296	\$26,621	5.2%

Non-Guarantee (Continuing Students) - Tuition and Fees by Undergraduate - ATI			
Student Type	FY 2017	FY2018	% Change
Resident - ATI - Non-Guarantee	\$7,104	\$7,104	0.0%
Non-Resident - ATI - Non-Guarantee	\$25,296	\$26,208	3.6%

Totals include instructional, general and mandatory fees, and all non-resident surcharges. The guarantee program sets the rates for all of these fees except for the surcharges.

Undergraduate factors in these totals:

- Tuition guarantee instructional and mandatory fees: 6% increase on instructional and student activity fee; 0% increase on other mandatory fees. (Housing and dining charges included in the guarantee are set out in the FY18 User Fees and Charges resolution.)
- Non-guarantee instructional and mandatory fees: 0% increase (State cap at 0% increase on instructional and mandatory fees)
- Non-resident surcharge: 5% increase
- International surcharge: \$996 increase on new first-year students; 0% increase on existing students

Graduate (Master's and Ph.D.) program charges:

- Instructional and mandatory fees: 0%
- Non-resident surcharge: 5.0% increase

Requested of The Board of Trustees:

Approval of the attached resolution regarding FY 2018 tuition and fees.

The Ohio State University Board of Trustees
July 11th, 2017

Approval of FY 2018 Tuition and Mandatory Fee Rates

- I. Background
- II. Tuition
 - a. Recommended undergraduate and graduate tuition and fees for Columbus
 - b. Recommended undergraduate and graduate tuition and fees for regional campuses, ATI
 - c. Comparison to other selective admission Ohio universities
 - d. Benchmark comparisons
- III. Summary and Conclusions

I. Background

The administration considered a number of factors to arrive at the proposed FY 2018 tuition and mandatory fee recommendations. These include:

- A. The need to keep The Ohio State University affordable for students.
 - For Ohio residents, Ohio State is expected to remain one of the most affordable selective public universities in the state. (See Section II-Part A for a comparison of tuition and mandatory fees among main campuses of Ohio universities.)
 - For out-of-state students, Ohio State will remain competitively priced with its peers nationally. (See Section II-Part B for a comparison of nonresident tuition and mandatory fees among main campuses of peer universities).
- B. The desire of the university to provide clarity and predictability for incoming students and their families by offering a tuition guarantee program that sets base tuition and fees (as well as housing and dining rates) for four years.
- C. For FY2018, the State of Ohio Biennial Budget includes a cap of 0% for non-guarantee undergraduate tuition, and a cap of 6% for instructional and general fees for the first year of a tuition guarantee.

II. Tuition

A. Recommended tuition and fees effective Autumn Semester FY 2018 - Columbus

1. New First-Year Undergraduates under Ohio State Tuition Guarantee

- a. For resident students, tuition and fees will total \$10,591, reflecting a 5.5% increase. The components include increases to Instructional and Student Activity fees of 6%. No increases are proposed for the other mandatory fees including Recreation, Student Union, and COTA.
- b. For domestic students, the total cost of tuition and mandatory fees would be \$29,695, a 5.2% increase. That includes an increase of 5.0% to the non-resident undergraduate surcharge, which would make that line item \$19,104, in addition to the 5.5% increase to fees included in the guarantee. The State of Ohio requires that the university charge a non-resident surcharge.
- c. For international students, the total cost of tuition and mandatory fees will be \$32,623. This includes an increase of \$996 (\$2,928 in the total line item) in the international student surcharge versus students enrolled in prior years, in addition to the non-resident surcharge increase and tuition guarantee increase.

2. Undergraduates not under Tuition Guarantee (Continuing and Transfer Students)

- a. For Ohio residents, tuition and fees will be frozen at \$10,037.
- b. For domestic non-resident students, tuition and mandatory fees would be \$29,141, a 3.2% increase. That includes an increase of 5.0% to the non-resident undergraduate surcharge, which would make that line item \$19,104. The State of Ohio requires that the university charge a non-resident surcharge.
3. For international transfer students, the total cost of tuition and mandatory fees will be \$32,069 for students enrolled Autumn 2017 and later. This includes an increase of \$996 (\$2,928 in the total line item) in the international student surcharge vs students enrolled in prior years, in addition to the non-resident surcharge increase. The surcharge does not change for continuing international students, who would pay a total of \$30,137 or \$31,073, depending on the year they entered the university.

4. Graduate (Master's and Ph.D.) Program Tuition and Mandatory Fees

- a. Graduate tuition and mandatory fees (including instructional, general, student activity, Recreational, Student Union, and COTA fees) are proposed to remain at \$12,425 for FY 2018.
- b. Non-resident graduate students would pay a total of \$33,897 in tuition and mandatory fees, an increase of 3.1%. That includes a 5% increase to the non-resident surcharge, which would make that line item \$21,472.

Undergraduate - Tuition Guarantee				
Description	Current Rate	Proposed	\$ Change	% Change
Instructional Fee	\$9,168	\$9,718	\$550	6.0%
General Fee	\$372	\$372	\$0	0.0%
Student Activity	\$75	\$80	\$5	6.0%
Student Union Facility Fee	\$149	\$149	\$0	0.0%
Recreational Fee	\$246	\$246	\$0	0.0%
COTA Pass	\$27	\$27	\$0	0.0%
Resident Total	\$10,037	\$10,591	\$555	5.5%
Non-Resident Surcharge	\$18,192	\$19,104	\$912	5.0%
Non-Resident Total	\$28,229	\$29,695	\$1,467	5.2%
FY18 - International Surcharge	N/A	\$2,928	\$996	51.6%
FY18 - International Students Total	N/A	\$32,623	\$2,463	8.2%

Non-Tuition Guarantee				
Description	Current Rate	Proposed	\$ Change	% Change
Instructional Fee	\$9,168	\$9,168	\$0	0.0%
General Fee	\$372	\$372	\$0	0.0%
Student Activity	\$75	\$75	\$0	0.0%
Student Union Facility Fee	\$149	\$149	\$0	0.0%
Recreational Fee	\$246	\$246	\$0	0.0%
COTA Pass	\$27	\$27	\$0	0.0%
Resident Total	\$10,037	\$10,037	\$0	0.0%
Non-Resident Surcharge	\$18,192	\$19,104	\$912	5.0%
Non-Resident Total	\$28,229	\$29,141	\$912	3.2%
Pre FY16 - International Surcharge	\$996	\$996	\$0	0.0%
Pre FY16 - International Students Total	\$29,225	\$30,137	\$912	3.1%
FY16, FY17 - International Surcharge	\$1,932	\$1,932	\$0	0.0%
FY16, FY17 - International Students Total	\$30,161	\$31,073	\$912	3.0%
FY18 - International Surcharge	N/A	\$2,928	\$996	51.6%
FY18 - International Students Total	N/A	\$32,069	\$1,908	6.3%

Graduate (Master's & PhD)				
Description	Current Rate	Proposed	\$ Change	% Change
Instructional Fee	\$11,560	\$11,560	\$0	0.0%
General Fee	\$368	\$368	\$0	0.0%
Student Activity	\$75	\$75	\$0	0.0%
Student Union Facility Fee	\$246	\$246	\$0	0.0%
Recreational Fee	\$27	\$27	\$0	0.0%
COTA Pass	\$149	\$149	\$0	0.0%
Resident Total	\$12,425	\$12,425	\$0	0.0%
Non-Resident Surcharge	\$20,448	\$21,472	\$1,024	5.0%
Non-Resident Total	\$32,873	\$33,897	\$1,024	3.1%

B. Recommended tuition and mandatory fees effective Autumn FY 2018 - Regional Campuses and Agricultural Technical Institute (ATI).

1. New First-year Undergraduates under the Ohio State Tuition Guarantee

- a. For new first-year students who will be part of the tuition guarantee program, tuition and fees will increase 5.8%. That total includes a 6% increase to the instructional fee. No increase is proposed for the general fee. This will result in a resident tuition and fees price of \$7,553 for tuition guarantee students at the Regionals and \$7,517 at ATI.
- b. For new first-year non-resident students in the tuition guarantee, the total cost of tuition and mandatory fees would be \$26,657 at the Regionals, and \$26,621 at ATI, both are a 5.2% increase. That includes an increase of 5.0% to the non-resident undergraduate surcharge, which would make that line item \$19,104, in addition to the 5.8% increase to the fees included in the guarantee. The State of Ohio requires that the university charge a non-resident surcharge.

2. Undergraduates not under Tuition Guarantee

- a. For continuing and transfer students who will not be part of the tuition guarantee program, instructional fees and general fees will not increase. This will result in a resident tuition and fees price of \$7,140 at the Regionals and \$7,104 at ATI.
- b. For continuing and transfer non-resident undergraduate students not in the tuition guarantee, the total cost of tuition and mandatory fees would be \$26,244 at the Regionals, and \$26,208 at ATI, both are a 3.6% increase.

3. Graduate (Master's and Ph.D.) Program Tuition and Mandatory Fees – Regionals (no ATI)

- a. Graduate tuition and mandatory fees are proposed to remain at \$11,736 for FY 2018.
- b. Non-resident graduate students would pay a total of \$33,208 in tuition and mandatory fees, an increase of 3.2%. That includes a 5% increase to the non-resident surcharge, which would make that line item \$21,472.

Regionals Campuses: Lima, Mansfield, Marion, & Newark				
Undergraduate - Tuition Guarantee	Current Rate	Proposed	\$ Change	% Change
Instructional Fee	\$6,912	\$7,325	\$413	6.0%
General Fee	\$228	\$228	\$0	0.0%
Resident Total	\$7,140	\$7,553	\$413	5.8%
Non-Resident Surcharge	\$18,192	\$19,104	\$912	5.0%
Non-Resident Total	\$25,332	\$26,657	\$1,325	5.2%
Non-Tuition Guarantee				
Instructional Fee	\$6,912	\$6,912	\$0	0.0%
General Fee	\$228	\$228	\$0	0.0%
Resident Total	\$7,140	\$7,140	\$0	0.0%
Non-Resident Surcharge	\$18,192	\$19,104	\$912	5.0%
Non-Resident Total	\$25,332	\$26,244	\$912	3.6%

Graduate (Master's & PhD)				
	Current Rate	Proposed	\$ Change	% Change
Instructional Fee	\$11,496	\$11,496	\$0	0.0%
General Fee	\$240	\$240	\$0	0.0%
Resident Total	\$11,736	\$11,736	\$0	0.0%
Non-Resident Surcharge	\$20,448	\$21,472	\$1,024	5.0%
Non-Resident Total	\$32,184	\$33,208	\$1,024	3.2%

Agriculture Technical Institute (ATI)				
Undergraduate - Tuition Guarantee	Current Rate	Proposed	\$ Change	% Change
Instructional Fee	\$6,876	\$7,289	\$413	6.0%
General Fee	\$228	\$228	\$0	0.0%
Resident Total	\$7,104	\$7,517	\$413	5.8%
Non-Resident Surcharge	\$18,192	\$19,104	\$912	5.0%
Non-Resident Total	\$25,296	\$26,621	\$1,325	5.2%
Non-Tuition Guarantee				
Instructional Fee	\$6,876	\$6,876	\$0	0.0%
General Fee	\$228	\$228	\$0	0.0%
Resident Total	\$7,104	\$7,104	\$0	0.0%
Non-Resident Surcharge	\$18,192	\$19,104	\$912	5.0%
Non-Resident Total	\$25,296	\$26,208	\$912	3.6%

C. Comparisons to other Ohio selective admissions public universities

The charts below outline expected tuition and mandatory fees for the six Ohio selective admission public universities for the Fall Semester of FY 2018.

With Ohio State's proposed 5.5% change to fees under the Ohio State Tuition Guarantee, the university would be the 2nd most affordable selective admission Ohio public university for resident students.

**Annualized Undergraduate Resident Tuition and Mandatory Fees
FY18 Proposed – Selective Admission Ohio Public Universities**

Institution	Tuition and fees	Expected % Increase
Miami University ¹	\$14,958	1.5%
Ohio University ¹	\$11,896	1.3%
University of Cincinnati	\$11,000	0.0%
Bowling Green	\$10,606	0.0%
OSU – Tuition Guarantee	\$10,591	5.5%
OSU – Non-Tuition Guarantee	\$10,037	0.0%
Kent State University	\$10,012	0.0%

¹ Miami University and Ohio University have Tuition Guarantee programs that allow for tuition increases for each new class of students.

D. Comparison to Benchmark universities

The average increase for the comparable universities shown below, excluding Ohio State, is 1.89% for resident annual rates and 3.1% for non-resident rates.

Comparable Universities
Annualized Tuition and Mandatory Fees For Undergraduates
FY18 Proposed

Institution	Resident Annual Fees as of Fall Semester FY 2018 ⁽¹⁾	Annual % Increase from Fall FY 2017	Non-Resident Annual Fees as of Fall Semester FY 2018 ⁽¹⁾	Annual % Increase from Fall FY 2017
University of Illinois at Urbana-Champaign	\$15,698	0.0%	\$31,884	1.8%
Michigan State University	\$14,597	3.8%	\$39,406	4.0%
University of California-Los Angeles	TBD	TBD	TBD	TBD
University of Wisconsin – Madison	\$10,488	0.0%	\$34,801	0.0%
Ohio State University Tuition Guarantee – Columbus	\$10,591	5.5%	\$29,695	5.2%
Ohio State University Non-Guarantee – Columbus	\$10,037	0.0%	\$29,141	3.2%
Purdue University	\$10,002	0.0%	\$28,804	0.0%
University of Iowa	\$8,747	2.0%	\$29,533	2.5%
Penn State University	\$18,301	2.2%	\$33,512	3.5%
University of Minnesota-Twin Cities	\$14,425	2.0%	\$26,187	10.0%
Rutgers University-New Brunswick	\$14,659	2.0%	\$30,023	0.0%
University of Arizona	TBD	TBD	TBD	TBD
University of Florida	TBD	TBD	TBD	TBD
University of Maryland	\$10,385	2.0%	\$33,647	5.0%
University of Michigan	\$14,402	0.0%	\$45,410	0.0%
University of Washington	TBD	TBD	TBD	TBD
Indiana University-Bloomington	\$10,491	1.0%	\$34,931	2.0%
University of Nebraska-Lincoln	\$9,049	6.0%	\$24,400	5.8%

Source: OSU Office of Financial Planning and Analysis - from campus representatives and other news sources.

- (1) Estimated figures: Some increases announced for Fall FY 2018 are preliminary and may change. Some of these institutions have not yet officially announced Fall FY 2018 tuition rates. Annual Fees and rate increases are an average of the estimated range provided by a campus representative or news sources.

III. Summary and Conclusions

- A. Ohio State is freezing resident tuition and fees for continuing students, maintaining rates that have been frozen since 2012-13. The State Fiscal Years 2017-2018 Biennial Budget set a cap of 0% increase for Ohio universities without a Tuition Guarantee program.
- B. The university is introducing the Ohio State Tuition Guarantee, which will provide incoming first-year students with a four-year freeze on tuition and fees (along with housing and dining rates) after an increase for the 2017-18 academic year. The State Fiscal Years 2017-2018 Biennial Budget set a cap of 6% increase on instructional and general fees in the first year of a Tuition Guarantee program.
- C. The 5% increase in the non-resident surcharge will be implemented for undergraduate students and most graduate programs. Selective professional programs (Law, Optometry, Dentistry, and Medicine) will not be implementing this level of increase due to market considerations.
- D. The international surcharge will increase \$996 (\$2,928 in the total line item) effective autumn 2017 for new students only.

FISCAL YEAR 2018 USER FEES AND CHARGES

Synopsis: User fees and charges at the Columbus and Regional Campuses of The Ohio State University for Fiscal Year 2018 are proposed, effective Autumn Semester of Fiscal Year 2018.

WHEREAS the Board of Trustees of The Ohio State University supports the university's continued implementation of the Academic Plan and its initiatives to meet the needs of Ohio State students; and

WHEREAS the university is committed to access, affordability and excellence; and

WHEREAS consultations have taken place within the university to determine the appropriate differential fees, housing and dining charges, and student health insurance charges, as described in the accompanying text and tables which have been reviewed and recommended; and

NOW THEREFORE,

BE IT RESOLVED that differential instructional fees changes as outlined in the attached document is approved;

BE IT FURTHER RESOLVED that the changes in existing housing and dining rates as they are outlined in the attached document are approved;

BE IT FURTHER RESOLVED that the new housing plans and rates for Columbus and Newark campuses as they are outlined in the attached document are approved;

BE IT FURTHER RESOLVED that the new dining plan and rates for Newark campus as they are outlined in the attached document are approved;

BE IT FURTHER RESOLVED that the student health plan rate structure as outlined in the attached document is approved;

BE IT FURTHER RESOLVED that these rates, as described in the attached document, shall be effective Autumn Semester of Fiscal Year 2018.

The Ohio State University Board of Trustees
July 11, 2017

Topic:

User Fees and Charges for Fiscal Year 2018

Context:

Proposed changes being brought forward this year include market-based differential fees for graduate and professional programs, increases to housing and dining plans, new housing and dining plans, and increases to student health insurance plans.

The proposed increases to housing and dining rates for continuing students are consistent with the Ohio State Tuition Guarantee proposal for new first-year students. Undergraduate housing and dining rates have been frozen for the past two years.

Ohio State requires students to carry health insurance, but they are not required to use the university's health plans.

Summary:

- Approval of differential fees for graduate and professional programs
- Approval of housing and dining plans and rates
- Approval of student health insurance rates

Requested of Board of Trustees:

Approval of the attached resolution regarding Fiscal Year 2018 User Fees and Charges

The Ohio State University Board of Trustees
July 11, 2017

Approval of Fiscal Year 2018 User Fees and Charges

- I. Differential Fee Requests
- II. Housing and Dining plans and rates
- III. Student Health Insurance

I. Differential Fee Requests and Specific Professional School Non-Resident Surcharge Requests

Differential Instructional Fees

University policy allows professional and Board of Regents-approved tagged master’s programs to charge differential instructional fee rates based on market demand and pricing.

The colleges of Dentistry, Business, Law, Medicine, Pharmacy, and Veterinary Medicine have all requested increases in the differential instructional fees for the programs listed below.

In addition, the College of Dentistry has requested a 2% increase in the non-resident surcharge rather than the standard increase of 5%. This reflects the college’s response to market conditions among its peers.

Among the other colleges seeking increases to its instructional fees, Law, Medicine, Optometry and Veterinary Medicine have requested to hold the non-resident surcharge flat due to market conditions.

College	Fee Name	Instructional: Current	Instructional: Proposed	Instructional: Proposed Increase	Non-Resident: Current	Non-Resident: Proposed	Non-Resident: Proposed Increase
Dentistry	Dentistry - Rank 1	\$16,548	\$16,880	2.0%	\$19,600	\$19,992	2.0%
	Dentistry - Ranks 2-4	\$14,676	\$14,968	2.0%	\$17,380	\$17,728	2.0%
Fisher College of Business	Masters of Human Resource Management	\$7,940	\$8,100	2.0%	\$9,400	\$9,872	Standard University Increase (5%)
Law	Law	\$14,412	\$14,700	2.0%	\$7,476	\$7,476	0.0%
Medicine	Doctor of Occupational Therapy	\$5,624	\$6,072	8.0%	\$9,084	\$9,084	0.0%
	Doctor of Physical Therapy	\$6,268	\$6,520	4.0%	\$9,084	\$9,084	0.0%
Pharmacy	Pharmacy Ranks 1-4	\$10,400	\$10,816	4.0%	\$10,764	\$11,304	Standard University Increase (5%)
Veterinary Medicine	Veterinary Medicine - Ranks 1-4	\$14,864	\$15,160	2.0%	\$19,188	\$19,188	0.0%

The following chart lists total tuition and mandatory fees both for programs seeking changes this years and ones that are not. These totals includes both the instructional fee paid by both resident and non-resident students as well as the surcharge paid by non-resident students.

College	Program	Resident Tuition & Mandatory Fees				Non-Resident Tuition & Mandatory Fees			
		FY2017 Resident	FY2018 Resident	\$ Change	% Change	FY2017 Non-Resident	FY2018 Non-Resident	\$ Change	% Change
College of Arts & Sciences	Doctor of Audiology	\$13,001	\$13,001	\$0	0.0%	\$33,449	\$34,473	\$1,024	3.1%
	Master of Speech-Language Pathology	\$13,001	\$13,001	\$0	0.0%	\$33,449	\$34,473	\$1,024	3.1%
College of Dentistry	Dentistry (Rank 1)	\$33,961	\$34,625	\$664	2.0%	\$73,161	\$74,609	\$1,448	2.0%
	Dentistry (Ranks 2,3,4)	\$45,265	\$46,141	\$876	1.9%	\$97,405	\$99,325	\$1,920	2.0%
Fisher College of Business	Master of Accounting	\$32,321	\$32,321	\$0	0.0%	\$52,769	\$53,793	\$1,024	1.9%
	Master of Business Administration (MBA)	\$30,617	\$30,617	\$0	0.0%	\$51,065	\$52,089	\$1,024	2.0%
	Working Professional - MBA	\$39,013	\$39,013	\$0	0.0%	\$66,265	\$67,633	\$1,368	2.1%
	Master of Business Logistics Engineering	\$42,073	\$42,073	\$0	0.0%	\$69,325	\$70,693	\$1,368	2.0%
	Master of Human Resource Management	\$16,745	\$17,065	\$320	1.9%	\$35,545	\$36,809	\$1,264	3.6%
	Specialized Masters in Business - Finance	\$57,515	\$57,515	\$0	0.0%	\$57,530	\$57,530	\$0	0.0%
	Executive MBA	\$115,865	\$115,865	\$0	0.0%	\$115,880	\$115,880	\$0	0.0%
	Master of Business Operational Excellence (MBOE)	\$38,865	\$38,865	\$0	0.0%	\$38,880	\$38,880	\$0	0.0%
College of Law	Law	\$29,689	\$30,265	\$576	1.9%	\$44,641	\$45,217	\$576	1.3%
Food Ag. Environ. Sciences	Master of Ag and Extension Education	\$22,368	\$22,368	\$0	0.0%	\$22,383	\$22,383	\$0	0.0%
College of Medicine	Medicine	\$30,145	\$30,145	\$0	0.0%	\$50,761	\$51,793	\$1,032	2.0%
	Master of Genetic Counseling	\$30,001	\$30,001	\$0	0.0%	\$63,073	\$63,073	\$0	0.0%
	Master of Occupational Therapy	\$18,109	\$19,453	\$1,344	7.4%	\$45,361	\$46,705	\$1,344	3.0%
	Doctor of Physical Therapy	\$20,041	\$20,797	\$756	3.8%	\$47,293	\$48,049	\$756	1.6%
College of Pharmacy	Pharmacy	\$21,665	\$22,497	\$832	3.8%	\$43,193	\$45,101	\$1,908	4.4%
College of Public Health	Master of Public Health	\$13,257	\$13,257	\$0	0.0%	\$33,705	\$34,729	\$1,024	3.0%
	Program for Experienced Professionals	\$13,257	\$13,257	\$0	0.0%	\$33,705	\$34,729	\$1,024	3.0%
	Master of Health Administration	\$14,833	\$14,833	\$0	0.0%	\$35,281	\$36,305	\$1,024	2.9%
College of Optometry	Optometry (Ranks 1,2)	\$26,761	\$26,761	\$0	0.0%	\$47,817	\$47,817	\$0	0.0%
	Optometry (Ranks 3,4)	\$35,725	\$35,725	\$0	0.0%	\$62,461	\$62,461	\$0	0.0%
College of Social Work	Master of Social Work	\$13,097	\$13,097	\$0	0.0%	\$33,545	\$34,569	\$1,024	3.1%
College of Veterinary Medicine	Veterinary Medicine	\$30,593	\$31,185	\$592	1.9%	\$68,969	\$69,561	\$592	0.9%

Below are market-related information and basis for each college requesting to increase differential instructional fees:

College of Dentistry

- Requests a 2% increase in differential instructional fees
- Requests a 2% increase in the non-resident surcharge, rather than the university's proposed 5% increase.

These increases are necessary to provide adequate financial resources to fund the increasing costs of education and patient care programs, which are highly dependent on specially trained personnel and advanced technologies. The college is requesting less than the university's 5% increase for the non-resident surcharge to remain competitive with our peers on a cost basis.

Based on first-year tuition costs, the college ranks 35th of 65 United States dental schools. The requested increase is consistent with recent increases in other Big Ten dental schools, but it is lower than many other dental schools in the country. Ohio State's is the fourth largest dental school in the United States.

Fisher College of Business

Masters of Human Resource Management:

- Requests a 2.0% increase increase in differential instructional fees

The funding will allow the program to continue to provide small class size and speaker events to students. Fisher leadership meets with student leaders periodically, in addition to meeting with all students quarterly in town hall meetings.

College of Law

- Requests a 2% increase in differential instructional fees
- Requests no (0%) increase in the non-resident surcharge, rather than the university's proposed 5% increase.

The college's overall ranking, according to *U.S. News and World Report* is 30. As the college cultivates the high quality of incoming students, it is working to boost its rankings to further attract highly qualified students and students desiring to attend Moritz without as much student financial aid.

The college is competitive with peers as it relates to the instructional fee. However, the non-resident tuition as it stands ranks the college on the high side. The request to freeze its non-resident share will increase the College of Law's competitive ranking in comparison to peers that raise their non-resident charge.

College of Medicine

- Requests a 8% increase in Doctor of Occupational Therapy (OTD) differential instructional fee
- Requests a 4% increase in Doctor of Physical Therapy (DPT) differential instructional fee
- Requests a 0% increase in the non-resident surcharge for Master of Genetic Counseling, Doctor of Occupational Therapy and Doctor of Physical Therapy, rather than the university's proposed 5% increase.

The last time the college's differential fee for OTD was increased was 2010. The college is continuing to transition the program from a Master of Occupational Therapy to a Doctoral program. The full transition requires more resources to meet the requirements of a Doctoral program.

The last time the college's differential fee for DPT was increased was 2011. The increase is necessary to continue to provide the specialized equipment, clinical experiences, and highly trained faculty needed for the program.

College of Optometry

- Requests a 0% increase in the non-resident surcharge, rather than the university's proposed 5% increase.

College of Pharmacy

- Requests a 4% increase in differential instructional fees

This increase request is to enhance learning in the PharmD program by investing in instruction, student services, and facilities. It will be used to meet increased teaching needs associated with implementing the new Pharmacy curriculum.

In *U.S. News and World Report*, Pharmacy is ranked 6th (up from 7th in 2015). The College of Pharmacy has the lowest tuition of the doctoral health sciences professional programs for in-state residents among peer institutions. Additionally, Pharmacy is well below the average cost per credit among the clinical operating Health Sciences Colleges.

College of Veterinary Medicine

- Requests a 2% increase in differential instructional fees
- Requests a 0% increase in the non-resident surcharge, rather than the university's proposed 5% increase.

U.S. News and World Report ranks the OSU College of Veterinary Medicine at No. 5 nationally. In Fiscal Year 2016, the current tuition level ranks OSU 5th out of 7 peers, which include Western University, Tufts University, University of Pennsylvania, University of Minnesota, Cornell University, and University of California-Davis. This request will allow the college to maintain current targets for recruitment and diversity.

II. Housing and Dining – for first-year students subject to Tuition Guarantee and for continuing and transfer students.

The Office of Student Life continues to implement cost-savings initiatives to keep room and board plans as affordable as possible for students and their families. For Fiscal Year 2018, we are proposing an increase to housing and dining rates of 3%, a new housing plan (Rate IIA) for the Columbus campus and new housing and dining plans for the Newark campuses.

The 3% increases for housing and dining rates will be part of the Ohio State Tuition Guarantee for new first-year students in 2017-18, and those increases will also apply for continuing and transfer students.

The information below addresses room rates for Fiscal Year 2017-18 academic year.

Room Types	FY17 rate	3% Guarantee Increase
Rate I	\$7,876	\$236
Rate II	\$6,560	\$196
Rate IIA*	N/A	New rate: \$6,540
Rate III	\$6,130	\$184

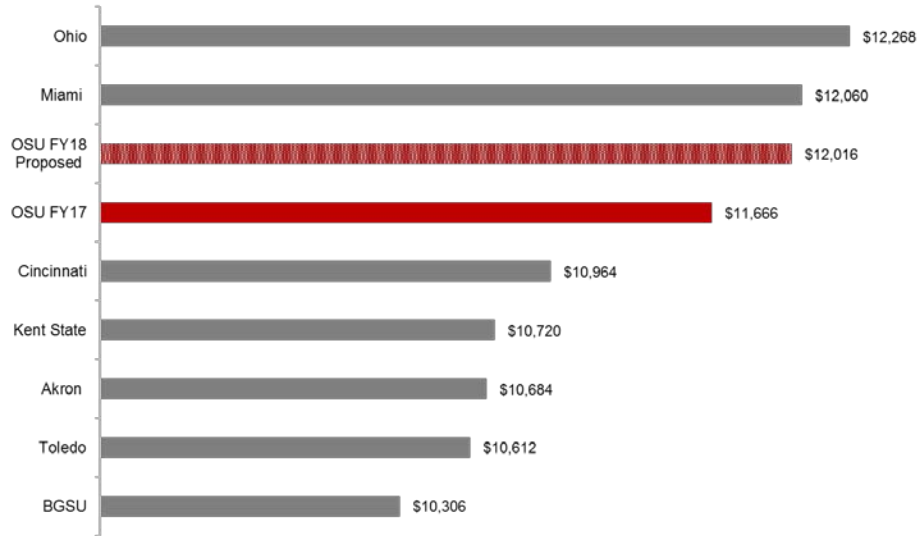
**Rate IIA is a new proposed rate structure. 1,888 beds are being reclassified from Rate I and Rate II to this lower rate tier.*

The information below addresses dining plan rates for Fiscal Year 2017-18 academic year.

Meal Plans	FY17 rate	3% Guarantee Increase
Scarlet 14	\$4,516	\$134
Declining Balance	\$4,030	\$120
Unlimited	\$3,700	\$110
Gray 10	\$3,790	\$114

Ohio State room and board will remain an affordable option compared to Ohio public universities:

FY18 Proposed costs - most common housing and dining plans



**The Ohio State University
Proposed Housing Rates for FY 2018**

Housing Rates	FY 2017	FY 2018	% Increase
Columbus Campus			
Rate I	\$7,876	\$8,112	3.0%
Rate II	\$6,560	\$6,756	3.0%
Rate IIA	N/A	\$6,540	N/A
Rate III	\$6,130	\$6,314	3.0%
Summer Term Options			
Daily	\$35	\$35	0.0%
4-Week Session (weekly)	\$983	\$1,013	3.0%
6-Week Session	\$1,475	\$1,519	3.0%
8-Week Session	\$1,966	\$2,026	3.0%
Summer Term	\$2,950	\$3,040	3.0%
Stadium Scholars Program			
Stadium Scholars Program	\$5,200	\$5,356	3.0%
Alumnae Scholarship Houses			
Alumnae Scholarship Houses	\$5,960	\$6,138	3.0%
German House - 1-person room			
German House - 1-person room	\$6,050	\$6,232	3.0%
German House - 2-person room			
German House - 2-person room	\$5,630	\$5,798	3.0%
Monthly Housing Rates			
237 E 17th Ave - mini-single	\$415	\$427	3.0%
237 E 17th Ave - single	\$575	\$592	3.0%
237 E 17th Ave - supersingle	\$695	\$716	3.0%
237 E 17th Ave - double	\$380	\$391	3.0%
Buckeye Village - 1 BR			
Buckeye Village - 1 BR	\$535	\$535	0.0%
Buckeye Village - 2 BR			
Buckeye Village - 2 BR	\$675	\$675	0.0%
Gateway - studio			
Gateway - studio	\$914	\$914	0.0%
Gateway one bedroom apartment			
Gateway one bedroom apartment	\$980	\$980	0.0%
Gateway two bedroom apartment			
Gateway two bedroom apartment	\$955	\$955	0.0%
Gateway three bedroom apartment			
Gateway three bedroom apartment	\$830	\$830	0.0%
Neil efficiency			
Neil efficiency	\$830	\$830	0.0%
Neil four bedroom			
Neil four bedroom	\$824	\$824	0.0%
Penn Place 1-person room			
Penn Place 1-person room	\$785	\$785	0.0%
ATI			
1-bedroom for 2 (per person)	\$6,530	\$6,726	3.0%
2-bedroom for 4 (per person)	\$6,530	\$6,726	3.0%
2-bedroom for 5 (per person-triple)	\$5,630	\$5,798	3.0%
2-bedroom for 5 (per person-double)	N/A	\$6,726	N/A
3-bedroom for 5 (per person-single)	\$6,880	\$7,086	3.0%
3-bedroom for 5 (per person-double)	\$6,530	\$6,726	3.0%
Private apartment	\$7,760	\$7,992	3.0%
Newark			
2-person efficiency	\$7,060	\$7,272	3.0%
2-bedroom for 4 (per person)	\$7,100	\$7,312	3.0%
3-bedroom for 6 (per person)	\$6,690	\$6,890	3.0%
Residence Hall	N/A	\$7,500	N/A
Mansfield			
2-bedroom for 2 (per person)	\$7,460	\$7,684	3.0%
2-bedroom for 4 (per person)	\$5,970	\$6,150	3.0%
5-bedroom for 5 (per person)	\$6,260	\$6,448	3.0%
5-bedroom for 6 - single (per person)	\$5,970	\$6,150	3.0%
5-bedroom for 6 - double (per person)	\$5,380	\$5,542	3.0%

**The Ohio State University
Proposed Meal Plan Rates for FY 2018**

Meal Plan Options	Traditions Visits	Semester Rate			
		FY 2017 Actual	FY 2018 Proposed	FY 2017 Change (%)	FY 2018 Change (\$)
Unlimited Access (Unlimited Meals/\$100 Dining Dollars)	∞	\$1,850	\$1,905	0.0%	3.0%
Scarlet Access 14 (14 Meals/\$200 Dining Dollars/\$150 BuckID)	14/Week	\$2,258	\$2,325	0.0%	3.0%
Gray Access 10 (10 Meals/\$200 Dining Dollars/\$150 BuckID)	10/Week	\$1,895	\$1,952	0.0%	3.0%
Declining Balance (\$1,349 Dining Dollars)	N/A	\$2,015	\$2,075	N/A	3.0%
Newark Plan (\$858 Dining Dollars)	N/A	N/A	\$1,360	N/A	N/A
Carmen One (\$274 Dining Dollars)	N/A	\$410	\$422	0.0%	2.9%
Carmen Two (\$535 Dining Dollars)	N/A	\$800	\$824	0.0%	3.0%
Summer:					
Carmen One (\$274 Dining Dollars)		\$410	\$422	0.0%	2.9%
Carmen Two (\$535 Dining Dollars)		\$800	\$824	0.0%	3.0%

III. Student Health Insurance

Background: All Ohio State students are required to have health insurance. Domestic students may choose outside insurance, and most do choose outside insurance (87%). International students typically buy Ohio State's plan.

Rates are designed to be affordable and keep up with health care costs.

The recommendation for Fiscal Year 2018 is an increase of 8.7% for both domestic and international students.

Comprehensive Health Plan	2017-18 Proposed annual rate	Change for domestic students: 8.7%	Change for international students: 8.7%
Student	\$2,994	\$240	\$240
Student & Spouse	\$5,988	\$480	\$480
Student & Children	\$8,982	\$720	\$720
Student & Family	\$11,976	\$960	\$960

The information below is an Ohio Marketplace comparison.

	Ohio State	Marketplace			
	Comprehensive Plan (Platinum)	Platinum (0 options)	Gold (6 options)	Silver (19 options)	Bronze (13 options)
Cost per Month for 17-18 (Proposed)	\$240	No Plans Available	\$320	\$285	\$242
Deductible	\$150	No Plans Available	\$1,154	\$3,408	\$6,288
Out-of-Pocket Max	\$3,000	No Plans Available	\$4,642	\$6,384	\$6,954
Cost Share	90/10	90/10	80/20	70/30	60/40
Adult Dental	Yes	No Plans Available	No	No	No
Adult Vision	Yes	No Plans Available	No	No	No

IV. Summary and Conclusions

- A. Differentials for professional programs are market-driven.
- B. Housing and Dining rates will increase 3% for guarantee students beginning in FY2018 and for continuing and transfer students for 2017-18.
- C. Student health insurance rates will increase 8.7% for FY2018.



THE OHIO STATE UNIVERSITY

User fees and charges

Board of Trustees

July 11, 2017



User fees and charges

2017-18 Proposed fee increases

Fee	Proposed Increase	Current (FY17) rate	Proposed FY18 rate	Ranking
Housing	3%	\$7,876 (most common rate)	\$8,112 (most common rate)	\$648 more affordable than off-campus average. \$1,177 more expensive than Ohio public avg.
Dining	3%	\$3,790 (most common plan)	\$3,904 (most common plan)	~\$500 more affordable than Ohio public universities
Professional school differentials	2% to 8%	Market	Market	Varies by professional school
Student health insurance	8.7%	\$2,754 (single student)	\$2,994 (single student)	University of Michigan \$5,094 University of Cincinnati \$3,420



Housing and Dining – Background, Columbus

HOUSING

- Completion of new residence halls increased the mix of most common room type (Rate I)
 - 66% of FY16 rooms are Rate I, up from 35% in FY12
- Rate increases (and 2-year freeze) are below initial NRDT rate projections
- Benchmark housing prices against market
 - Off-campus sampling historically 3-5% increase
 - FY16 study: 3-4% annual market-rate increases over five years

DINING

- Enhanced options
 - Introduced Declining Balance plan for sophomores and above
- Added value and simplified offerings
 - Increased dining dollars discount to 35% at campus retail restaurants and Traditions locations
 - Meal exchanges in retail restaurants now worth \$8 (up \$3)
 - Eliminated another meal exchange option, the Visit Exchange



Columbus campus housing plans

- The university has in recent years used 3 rates to distinguish rooms by amenities and size
- Each rate has a variety of room types, so there is diversity even within a rate

	Rate I	Rate II	Rate III
General description	Newer, renovated or larger	Configurations and amenities between Rates I and III	Older rooms
Example room	2-person renovated double with semi-private bathroom and air-conditioning	Smaller 2-person with shared bathroom in the corridor and air-conditioning	4 person suite in cluster of four suites
Price per semester (FY17)	\$3,938	\$3,280	\$3,065

- For FY18, the university has created a fourth tier between II and III

	Rate I	Rate II	Rate IIA	Rate III
Configurations for FY18	28	16	2	4



Ohio State dining plans (FY17)

	Unlimited	Scarlet 14	Gray 10	Declining Balance	Carmen 1	Carmen 2
Weekly traditional visit	Unlimited	14	10	✗		
Traditional visit Exchange	✗	✓	✓	✗		
Dining dollars	\$100	\$200	\$200	\$1,310	\$267	\$520
BuckID cash	Option to add	\$150	\$150	Option to add	Option to add	Option to add
Students eligible	All residential students	All residential students	All residential students	Second-year residential students	All regional students	All regional students
Price per semester (FY17)	\$1,850	\$2,258	\$1,895	\$2,015	\$410	\$800



2017–18 proposed housing and dining, Columbus

Housing

Room Types	Current (FY17) rate	Proposed increase (3%)
Rate I	\$7,876	\$236
Rate II	\$6,560	\$196
Rate IIA	N/A	New rate: \$6,540
Rate III	\$6,130	\$184

1,888 beds are being reclassified from Rate I and Rate II to this new (less expensive) tier.

Dining

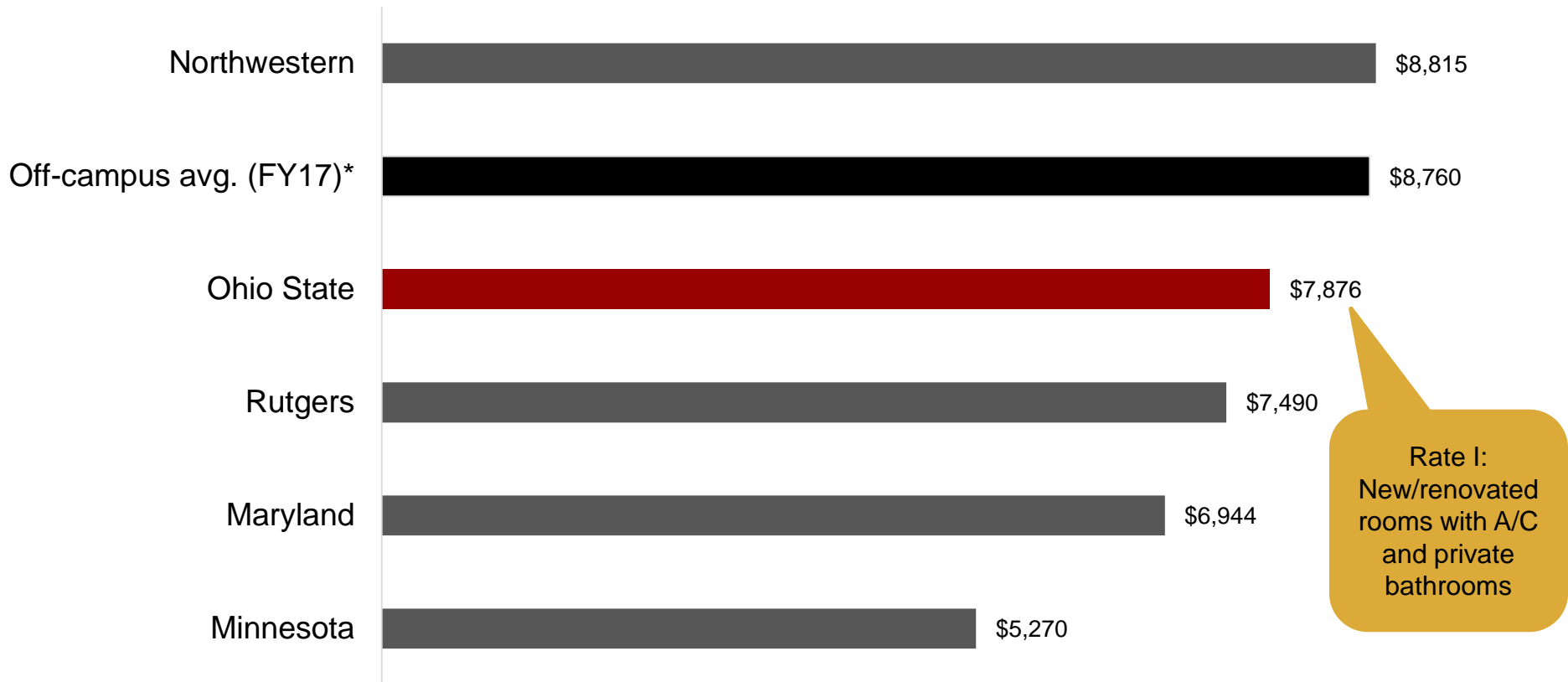
Meal Plans	Current (FY17) rate	Proposed increase (3%)
Scarlet 14	\$4,516	\$134
Declining Balance	\$4,030	\$120
Unlimited	\$3,700	\$110
Gray 10	\$3,790	\$114



What the market says: Columbus campus housing

Our most common rate compared with other schools and off-campus apartments

Big Ten urban schools vs. off-campus doubles (FY17)



*Assumes 3% annual increase in off-campus avg. rates.

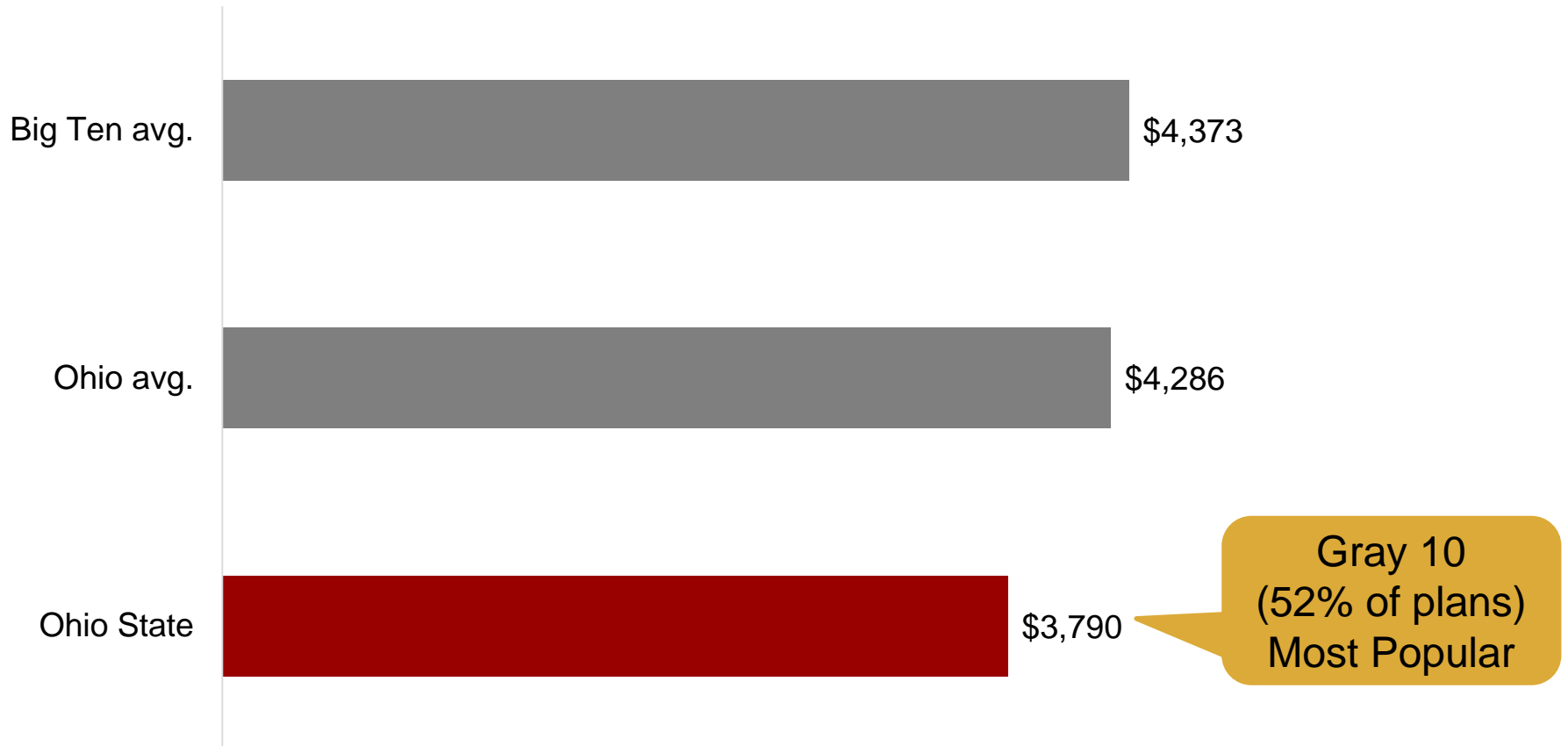
Note: Apples to apples comparisons are difficult, particularly in assessing quality/amenities



What the market says: Columbus campus dining

Our most popular meal plan is relatively affordable

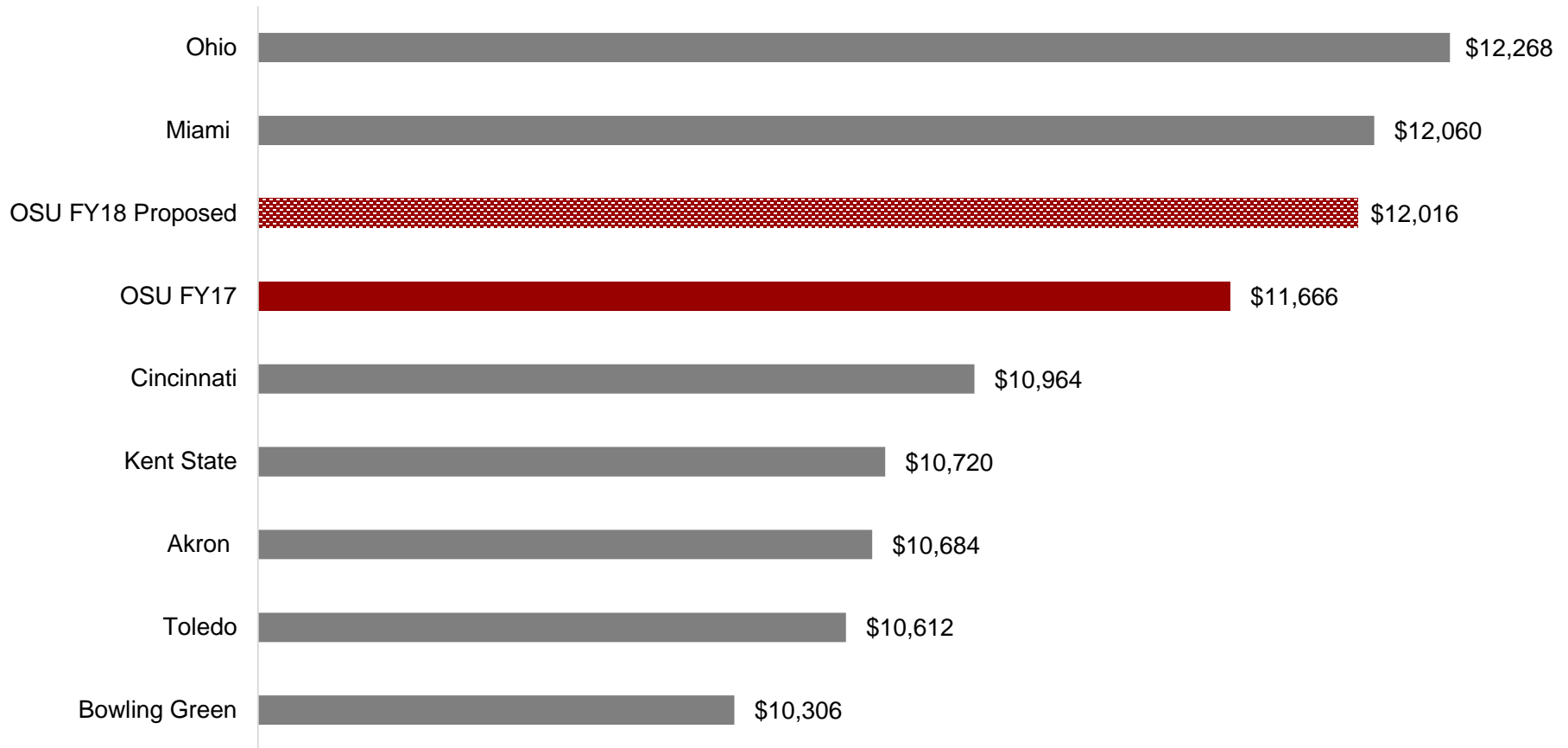
FY17 Cost of Dining





Housing and dining rates: Ohio public universities

FY18 proposed costs – Housing and Dining (Survey of most common plans)





2017-18 proposed housing, regional campuses

Regional Housing	FY 2017	FY 2018	% Increase
ATI			
1-bedroom for 2 (per person)	\$6,530	\$6,726	3.0%
2-bedroom for 4 (per person)	\$6,530	\$6,726	3.0%
2-bedroom for 5 (per person-triple)	\$5,630	\$5,798	3.0%
2-bedroom for 5 (per person-double)	N/A	\$6,726	N/A
3-bedroom for 5 (per person-single)	\$6,880	\$7,086	3.0%
3-bedroom for 5 (per person-double)	\$6,530	\$6,726	3.0%
Private apartment	\$7,760	\$7,992	3.0%
Newark			
2-person efficiency	\$7,060	\$7,272	3.0%
2-bedroom for 4 (per person)	\$7,100	\$7,312	3.0%
3-bedroom for 6 (per person)	\$6,690	\$6,890	3.0%
McConnell Residence Hall (new in 2017)	N/A	\$7,500	N/A
Mansfield			
2-bedroom for 2 (per person)	\$7,460	\$7,684	3.0%
2-bedroom for 4 (per person)	\$5,970	\$6,150	3.0%
5-bedroom for 5 (per person)	\$6,260	\$6,448	3.0%
5-bedroom for 6 - single (per person)	\$5,970	\$6,150	3.0%
5-bedroom for 6 - double (per person)	\$5,380	\$5,542	3.0%



New Newark residence hall and dining plan

- The 120-bed McConnell Residence Hall will open in August 2017
- The \$7,500 annual housing rate was based on a market study and financial analysis
- Newark will offer students in this hall 2 meal plans (in addition to existing Carmen plans)
 - The Declining Balance plan (\$4,150 annually) currently offered in Columbus
 - A proposed new McConnell Hall Dining Plan (\$2,720 annually)
 - A slimmed-down version of Declining Balance, with same benefits
 - 35% discount on food purchases at Newark (and Columbus) campus locations
 - Dining Dollars roll over each semester until graduation



Graduate programs



Graduate programs

History

- Tuition revenue primarily funds fee authorizations and fellowships
 - FY16: \$17M net from \$164M in base revenue
- Base rates have been consistent for last 4 years (\$12,425 per year)
- Master's/Ph.D. pay these rates unless they have differentials
- Not subject to state tuition freeze/cap

Proposal:

	Current Rate	Proposed Increase	Proposed Rate
Resident tuition and fees	\$12,425	0.0%	\$12,425
Non-Resident Surcharge	\$20,448	5.0%	\$21,470
Out-of-state tuition and fees	\$32,873	3.1%	\$33,895



Differential Fees

History

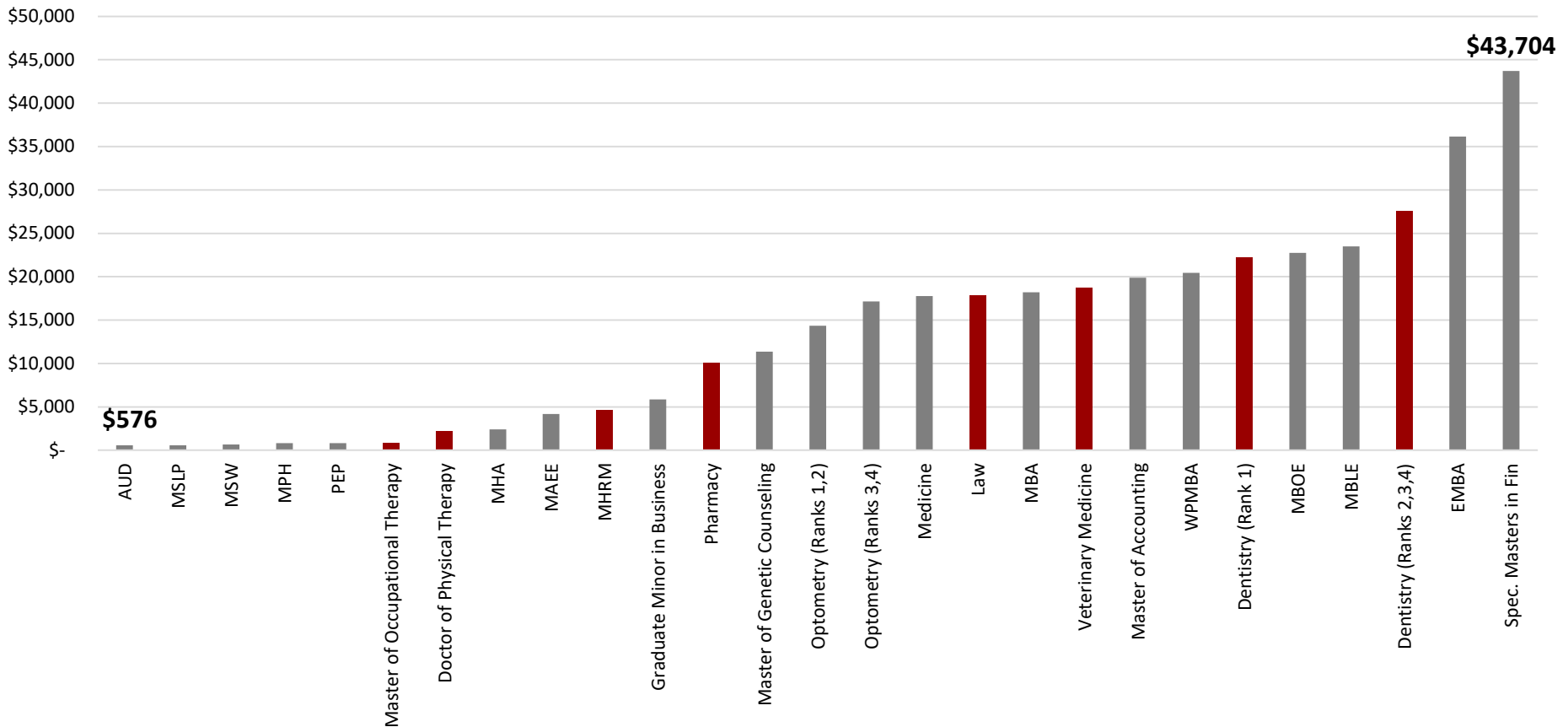
- Fees for specialized master's and professional programs
- Board has traditionally supported market-based pricing
- There are 22 differential fees
 - Range of total differential cost:
 - \$576/year for Audiology and Speech-Language Pathology
 - \$43,704/year for Master of Business – Finance



Differential fees

Cost reflects cost of program and market comparisons

FY18 Proposed - differential costs (above \$12,425 graduate base)



2017-18 proposed differential fees

Base instructional increases range from 2% to 8%

College	Fee Name	Instructional: Current	Instructional: Proposed	<i>Instructional: Proposed Increase</i>	Non-Resident: Current	Non-Resident: Proposed	<i>Non-Resident: Proposed Increase</i>
Dentistry	Dentistry - Rank 1	\$16,548	\$16,880	2.0%	\$19,600	\$19,992	2.0%
	Dentistry - Ranks 2-4	\$14,676	\$14,968	2.0%	\$17,380	\$17,728	2.0%
Fisher College of Business	Masters of Human Resource Management	\$7,940	\$8,100	2.0%	\$9,400	\$9,872	<i>Standard University Increase (5%)</i>
Law	Law	\$14,412	\$14,700	2.0%	\$7,476	\$7,476	0.0%
Medicine	Doctor of Occupational Therapy	\$5,624	\$6,072	8.0%	\$9,084	\$9,084	0.0%
	Doctor of Physical Therapy	\$6,268	\$6,520	4.0%	\$9,084	\$9,084	0.0%
Pharmacy	Pharmacy Ranks 1-4	\$10,400	\$10,816	4.0%	\$10,764	\$11,304	<i>Standard University Increase (5%)</i>
Veterinary Medicine	Veterinary Medicine - Ranks 1-4	\$14,864	\$15,160	2.0%	\$19,188	\$19,188	0.0%



Health Insurance



Student health insurance

Background

- All Ohio State students are required to have health insurance
 - Domestic (U.S.) students may choose outside insurance
 - Most domestic students (87%) choose outside insurance
 - International students typically buy Ohio State's plan
- Rates are designed to be affordable and keep up with health care costs



Student health insurance

FY18 recommendation – 8.7% increase

Comprehensive Health Plan	2017-2018 Proposed annual rate	Change for domestic students 8.7%	Change for international students 8.7%
Student	\$2,994	\$240	\$240
Student & Spouse	\$5,988	\$480	\$480
Student & Children	\$8,982	\$720	\$720
Student & Family	\$11,976	\$960	\$960



Student health insurance –marketplace comparison

	Ohio State	¹ Marketplace			
	Comprehensive Plan (Platinum)	Platinum (0 options)	Gold (6 options)	Silver (19 options)	Bronze (13 options)
Cost per Month for 17-18 (Proposed)	\$240	No Plans Available	\$320	\$285	\$242
Deductible	\$150	No Plans Available	\$1,154	\$3,408	\$6,288
Out-of-Pocket Max	\$3,000	No Plans Available	\$4,642	\$6,384	\$6,954
Cost Share	90/10	90/10	80/20	70/30	60/40
Adult Dental	Yes	No Plans Available	No	No	No
Adult Vision	Yes	No Plans Available	No	No	No

¹Methodology: Average metallic level search results for PPO plan options in Franklin County for 25-year-old male with no dependents that were produced on March 28, 2017 via <https://www.healthcare.gov/apply-and-enroll/health-insurance-plans-estimator-overview/>

WAIVER OF TUITION FOR STUDY ABROAD

Synopsis: Waiver of tuition for Ohio State students who enroll in university approved Third Party Provider/Direct Enroll Study Abroad Programs for fiscal year 2018 and fiscal year 2019, is proposed.

WHEREAS the Board of Trustees of The Ohio State University supports the university's continued implementation of the Academic Plan and its initiatives to meet the needs of Ohio State students; and

WHEREAS the students are also required to pay the tuition at the host institution; and

WHEREAS Ohio State requested and received a waiver of tuition for the Third Party Provider/ Direct Enroll Study Abroad Programs from the Ohio Board of Regents (BOR) for fiscal year 2016 and fiscal year 2017 that allowed these students to remain enrolled, earn Ohio State credit, and access financial aid; and

WHEREAS the Board of Trustees is required to approve a resolution prior to seeking approval of a tuition waiver from the Ohio Board of Regents (BOR) per Ohio Revised Code and BOR directive 2009-011.

WHEREAS the Board of Trustees wishes the renewal of this tuition waiver to begin the first day after the expiration date of the previous waiver of June 30, 2017.

NOW THEREFORE,

BE IT RESOLVED that the Board of Trustees hereby approves to waive tuition at the Ohio State University for students enrolled in a Third Party Provider/Direct Enroll Study Abroad Program and allow the students to remain enrolled at the university while participating in these programs;

BE IT FURTHER RESOLVED that this approval will become effective for all Summer Terms 2017, beginning July 1, 2017, through Spring Term 2019; and

BE IT FURTHER RESOLVED that the administration will seek approval of a tuition waiver from the Ohio Board of Regents for state fiscal years 2018 and 2019, as required.

The Ohio State University Board of Trustees
July 11, 2017

TOPIC:

Continuation of tuition waiver for students participating in Third Party Provider/Direct Enroll Study Abroad programs and fee for those participating students. This has been in effect since fiscal 2015.

CONTEXT:

Ohio State has a portfolio of three types of approved Study Abroad programs:

- Reciprocal Exchange Programs
 - Formal university-level agreement with a foreign university where students from one university study at the other and vice versa
 - Students pay tuition to their home institution only
- Ohio State Sponsored Programs
 - Programs designed by Ohio State faculty
 - Students are enrolled for graded Ohio State credit and pay tuition and fees to Ohio State
- Third Party Provider/Direct Enroll Programs
 - Programs that have been approved by Ohio State but offered by another university or provider
 - Students enroll at and pay fees to the other university or provider
 - If the student wishes to maintain access to their financial aid, they must also enroll at Ohio State for graded academic credit resulting in the student paying tuition to both Ohio State and the university providing the program.

Currently, Ohio State students pay a uniform instructional fee and general fee regardless of major or classes in which they are enrolled. Before the study abroad tuition waiver was implemented, students participating in Third Party Provider or Direct Enroll study abroad programs had to pay the tuition or charge for these programs in addition to the instructional and general fees at The Ohio State University. This resulted in students either paying two tuition payments for the term or dis-enrolling at the Ohio State University to reduce the financial burden. De-enrolling caused the student to be “off our radar” and to be at risk for travel-related situations such as manmade or natural disasters and medical emergencies.

On April 4, 2014, the Board of Trustees approved the establishment of a tuition waiver for students enrolled in these programs and the establishment a fee of \$400 for program services. The board-approved tuition waiver was submitted to the state in accordance with procedures established by the Ohio Board of Regents, and approved on August 6, 2014. A tuition waiver such as this is not permanent, and a request to renew the waiver must be made to the state every two years.

We are requesting approval of the enclosed resolution approving the continuation of the tuition waiver for Third Party Provider/Direct Enroll programs.